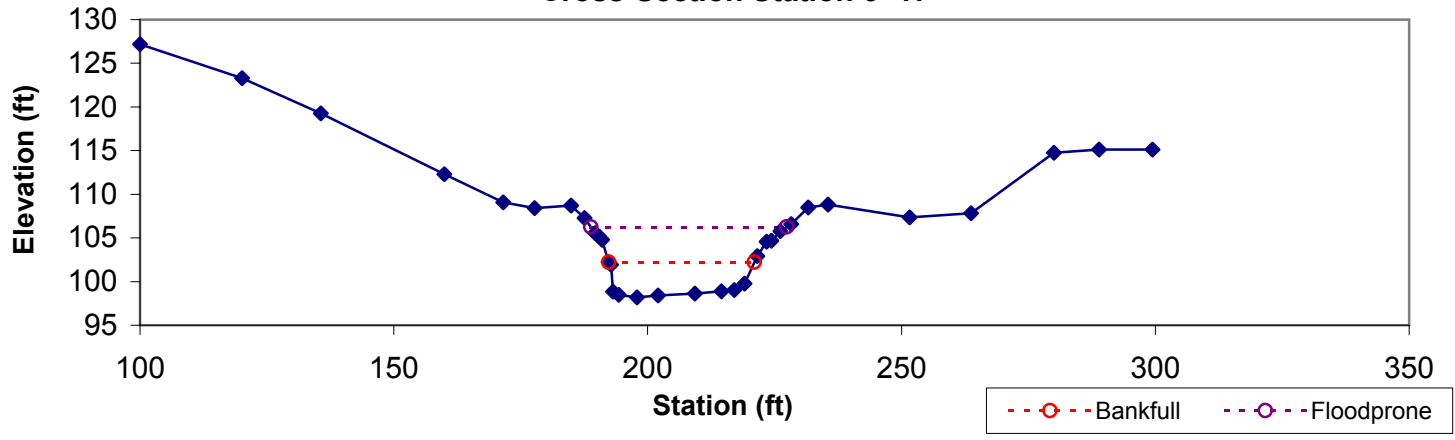


Appendix 1
Geomorphological Survey Data for Study Reaches

SURVEY DATA

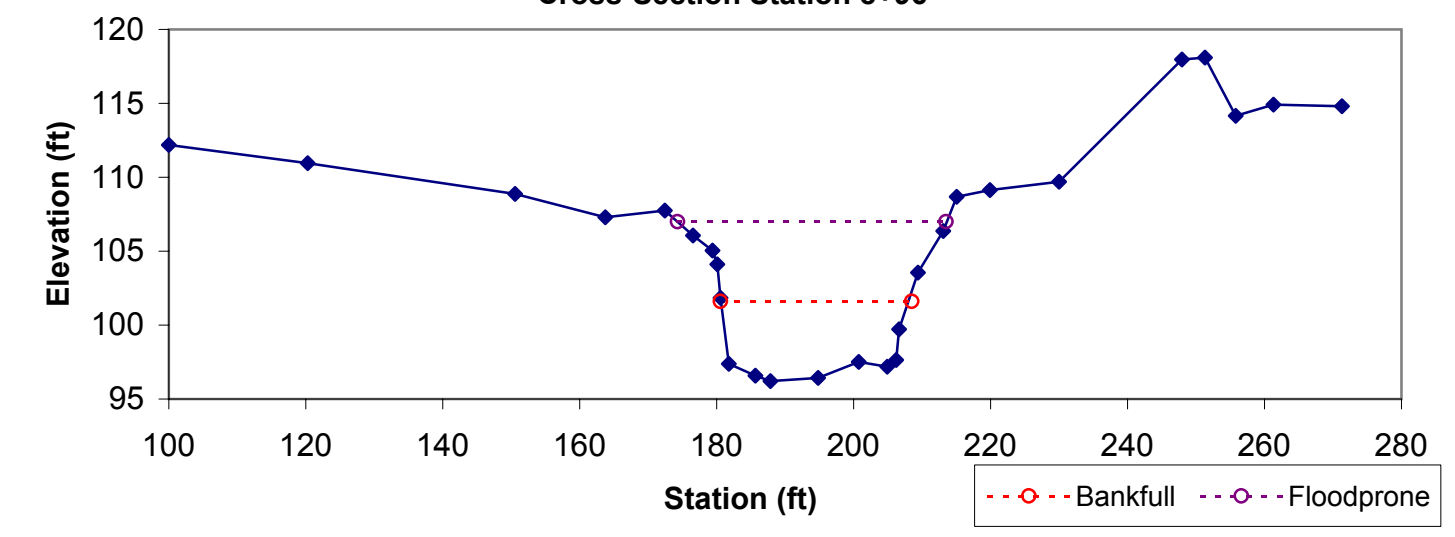
| Feature | Stream Type | BKF Area | BKF Width | BKF Depth | Max BKF Depth | W/D | BH Ratio | ER | BKF Elev | TOB Elev |
|---------|-------------|----------|-----------|-----------|---------------|------|----------|-----|----------|----------|
| Riffle | G4c | 96.6 | 28.74 | 3.36 | 4.03 | 8.55 | 2.6 | 1.3 | 102.22 | 108.48 |

**2BM4 - Buckhorn Creek at Sweet Springs
Cross-Section Station 6+17**

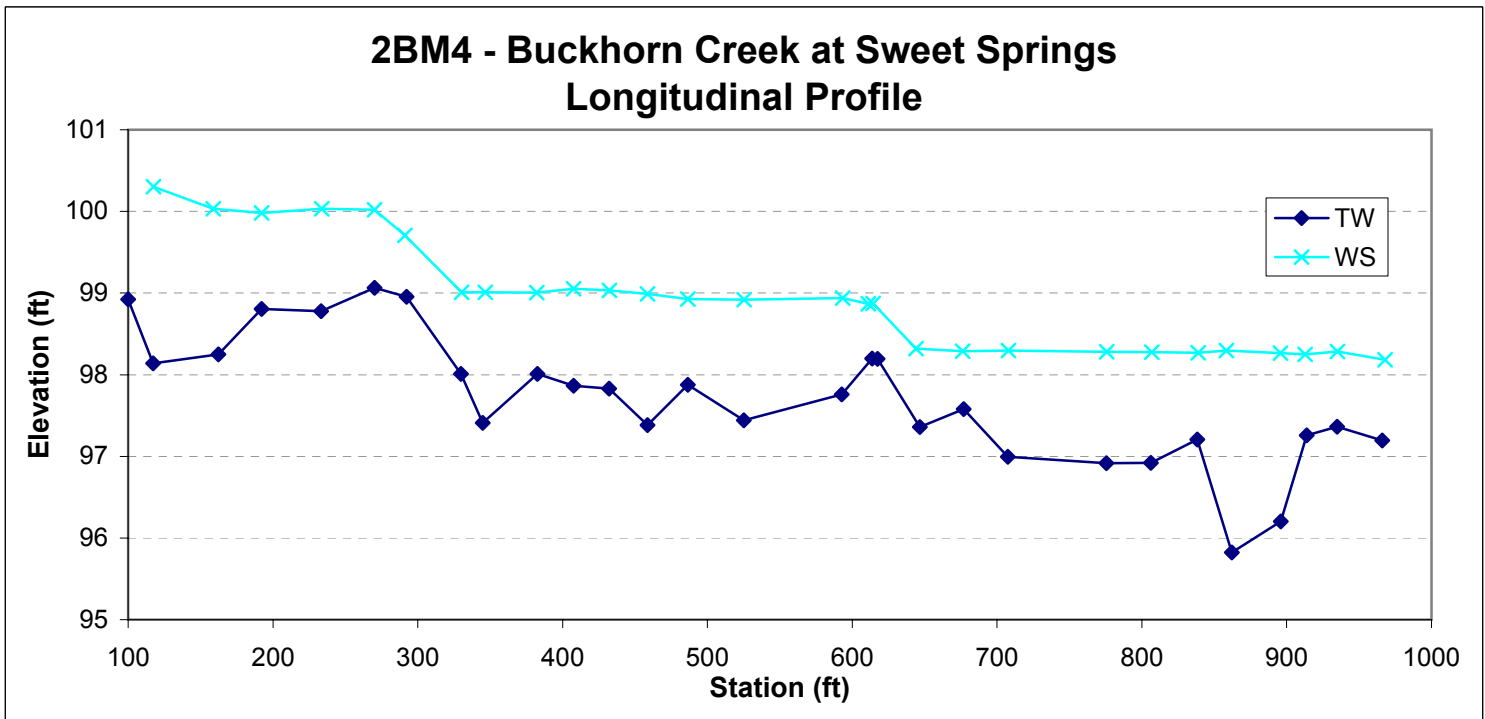
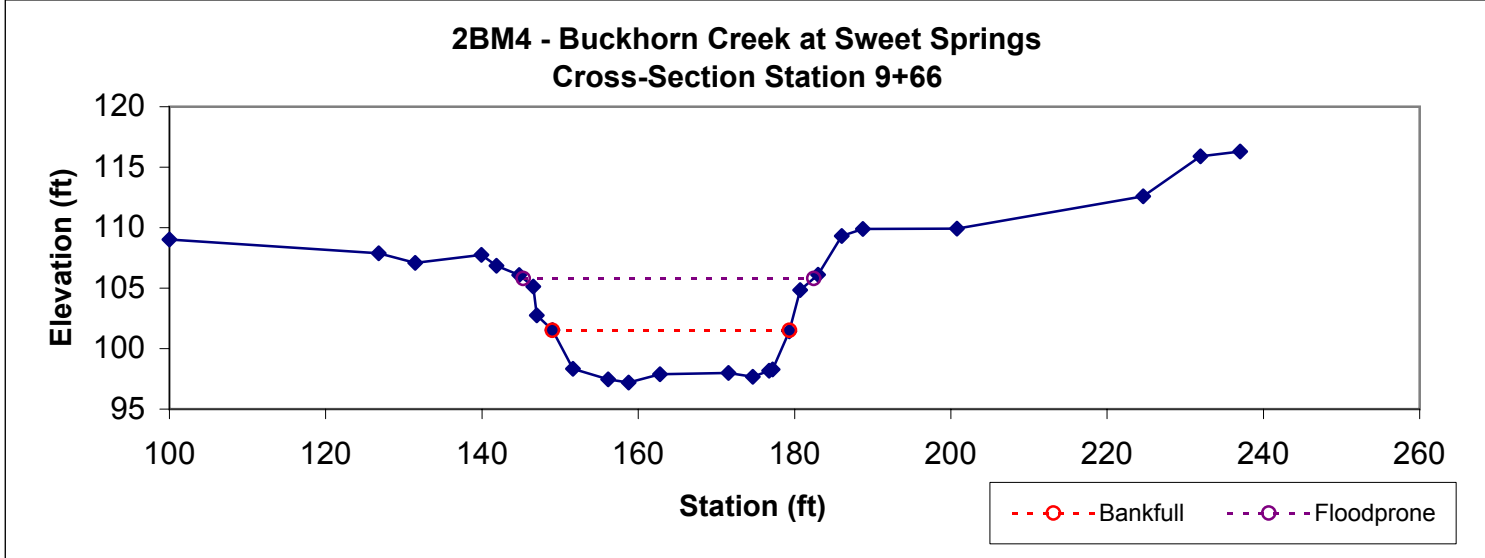


| | | | | | | | | | | |
|--|--|--|--|--|--|--|--|--|--|--|
| | | | | | | | | | | |
| | | | | | | | | | | |

**2BM4 - Buckhorn Creek at Sweet Springs
Cross-Section Station 8+96**

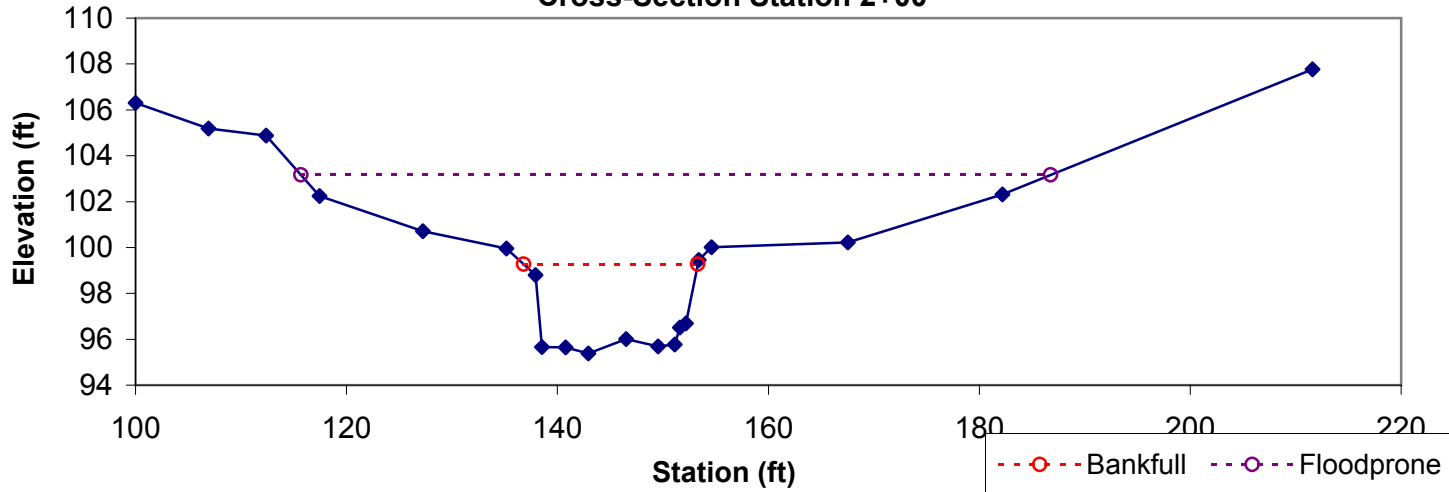


| Feature | Stream Type | BKF Area | BKF Width | BKF Depth | Max BKF Depth | W/D | BH Ratio | ER | BKF Elev | TOB Elev |
|---------|-------------|----------|-----------|-----------|---------------|------|----------|-----|----------|----------|
| Riffle | G4c | 102.2 | 30.35 | 3.37 | 4.3 | 9.01 | 2.5 | 1.2 | 101.5 | 107.76 |



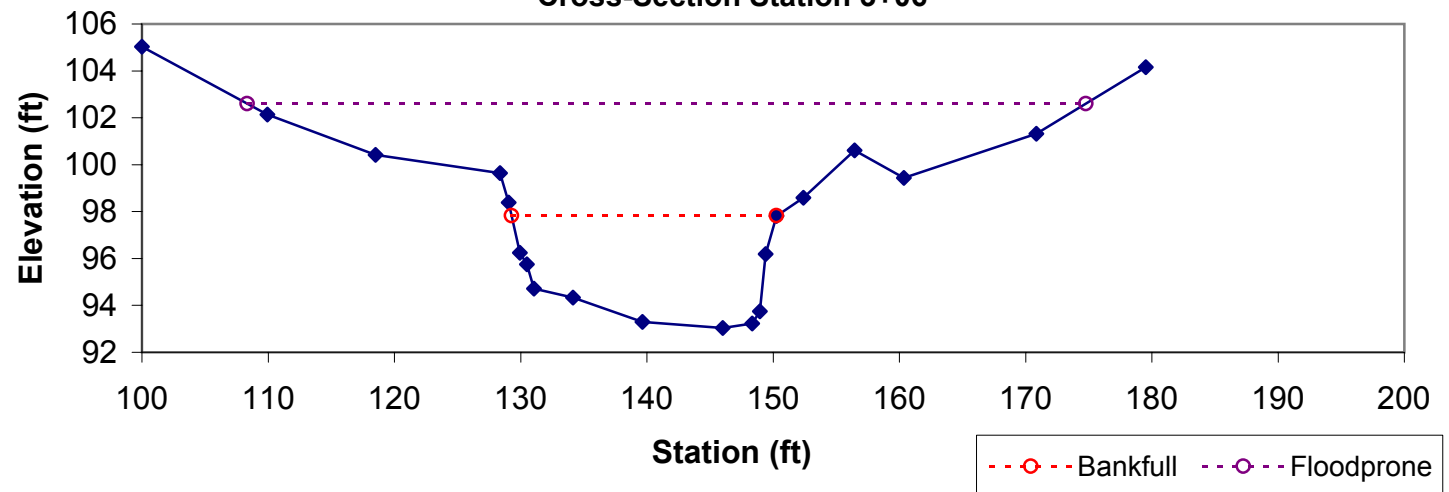
| Feature | Stream Type | BKF Area | BKF Width | BKF Depth | Max BKF Depth | W/D | BH Ratio | ER | BKF Elev | TOB Elev |
|---------|-------------|----------|-----------|-----------|---------------|------|----------|-----|----------|----------|
| Riffle | E5-1 | 51 | 16.51 | 3.09 | 3.89 | 5.35 | 1.2 | 4.3 | 99.27 | 99.96 |

**2BT12 - Un-named Tributary to Buckhorn at Buckhorn Duncan
Cross-Section Station 2+00**

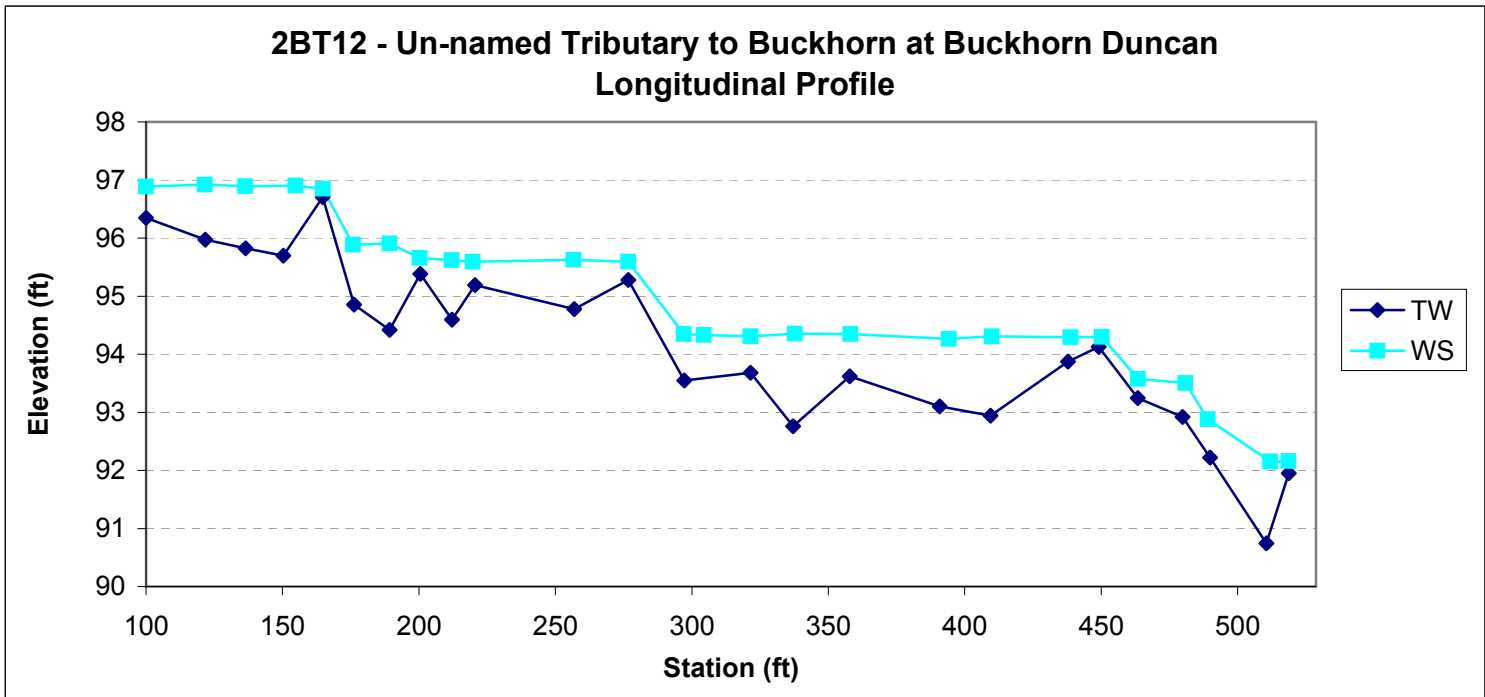
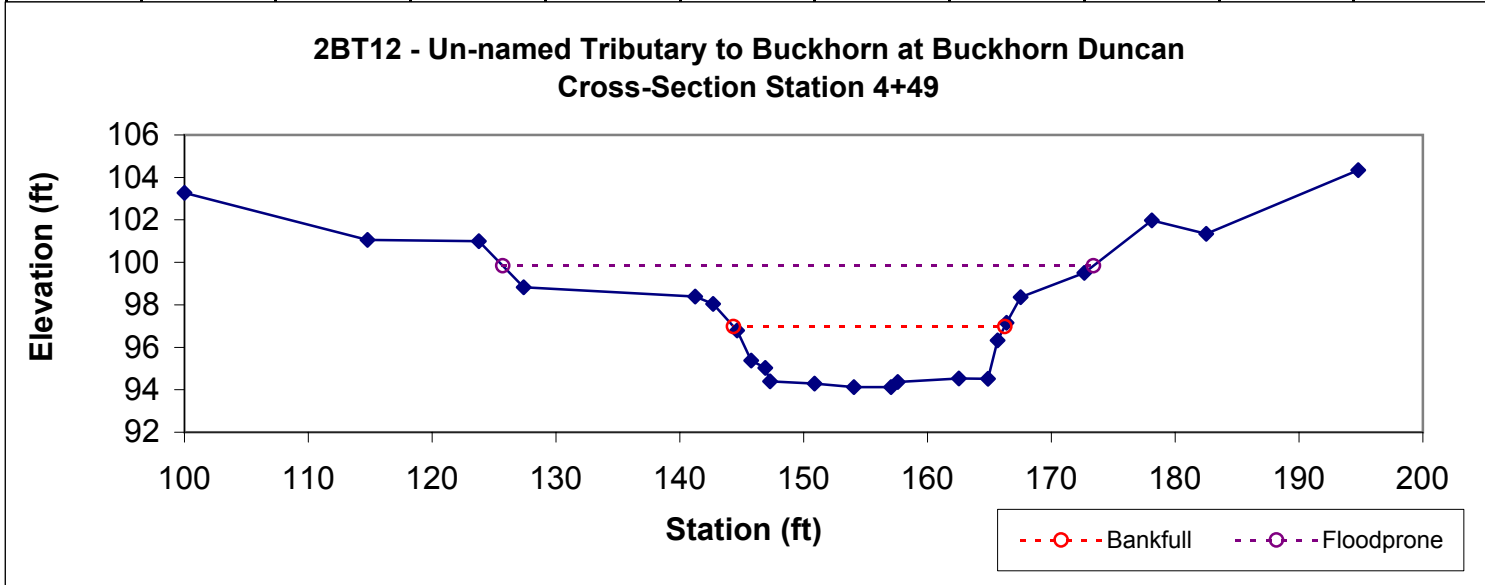


| Feature | Stream Type | BKF Area | BKF Width | BKF Depth | Max BKF Depth | W/D | BH Ratio | ER | BKF Elev | TOB Elev |
|---------|-------------|----------|-----------|-----------|---------------|------|----------|-----|----------|----------|
| Pool | | 80.3 | 21 | 3.83 | 4.78 | 5.49 | 1.4 | 3.2 | 97.82 | 99.64 |

**2BT12 - Un-named Tributary to Buckhorn at Buckhorn Duncan
Cross-Section Station 3+06**

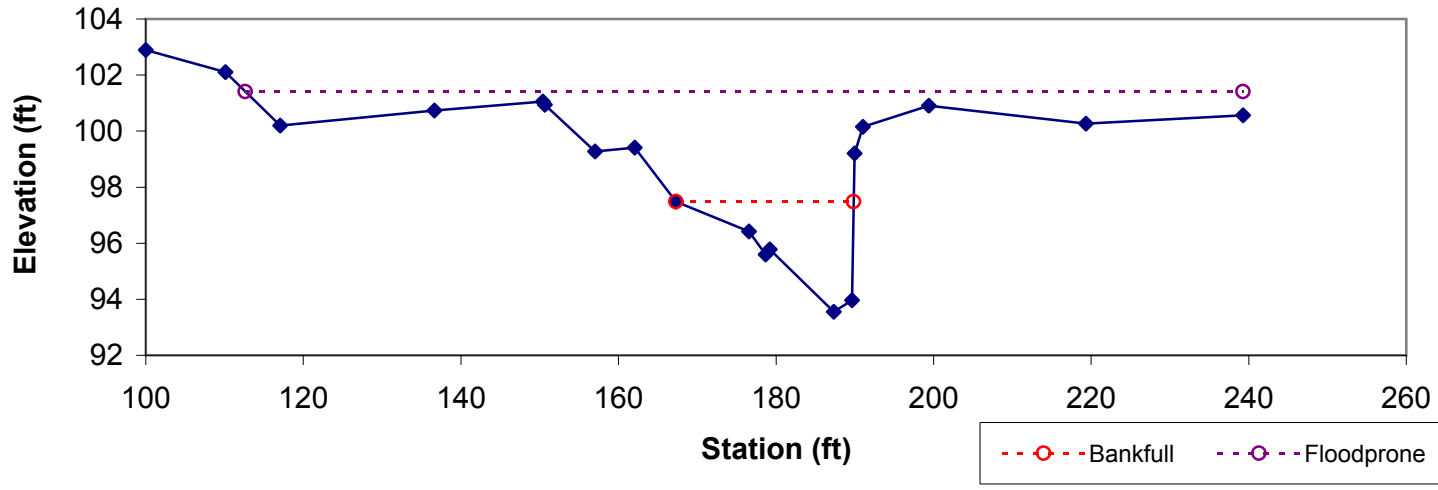


| Feature | Stream Type | BKF Area | BKF Width | BKF Depth | Max BKF Depth | W/D | BH Ratio | ER | BKF Elev | TOB Elev |
|---------|-------------|----------|-----------|-----------|---------------|------|----------|-----|----------|----------|
| Riffle | E5-1 | 52 | 21.91 | 2.37 | 2.86 | 9.23 | 1.4 | 2.2 | 96.98 | 98.04 |



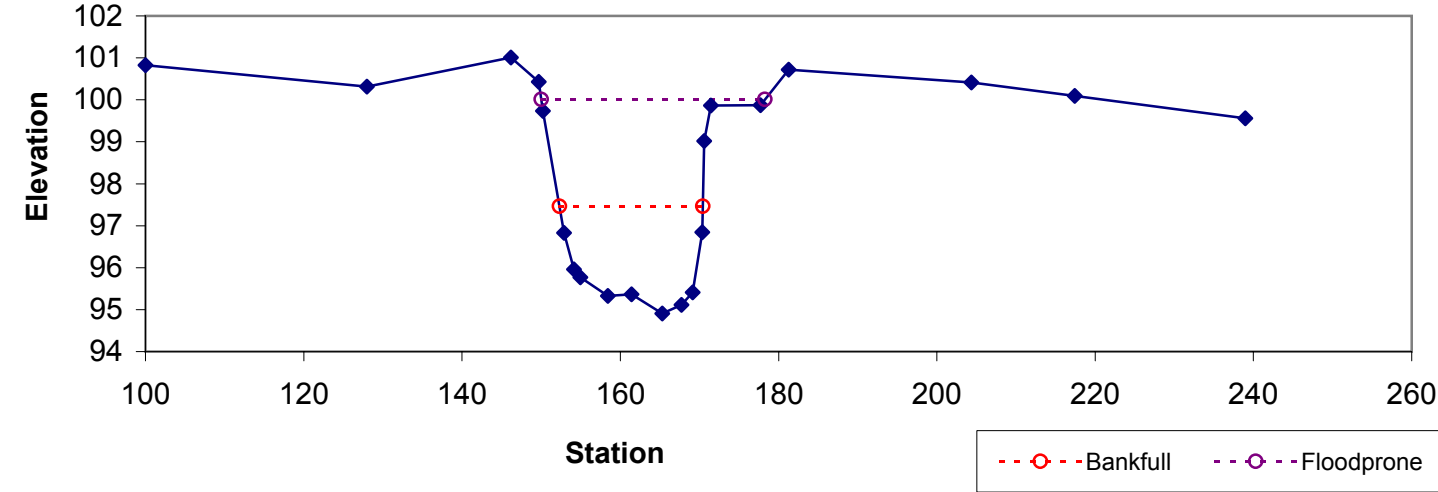
| Feature | Stream Type | BKF Area | BKF Width | BKF Depth | Max BKF Depth | W/D | BH Ratio | ER | BKF Elev | TOB Elev |
|-------------|-------------|----------|-----------|-----------|---------------|-------|----------|-----|----------|----------|
| Pool | | 40.9 | 22.56 | 1.81 | 3.93 | 12.45 | 1.7 | 5.6 | 97.48 | 100.15 |

**2LWOM2 Little White Oak, upstream of Friendship
Cross-Section Station 1+00**

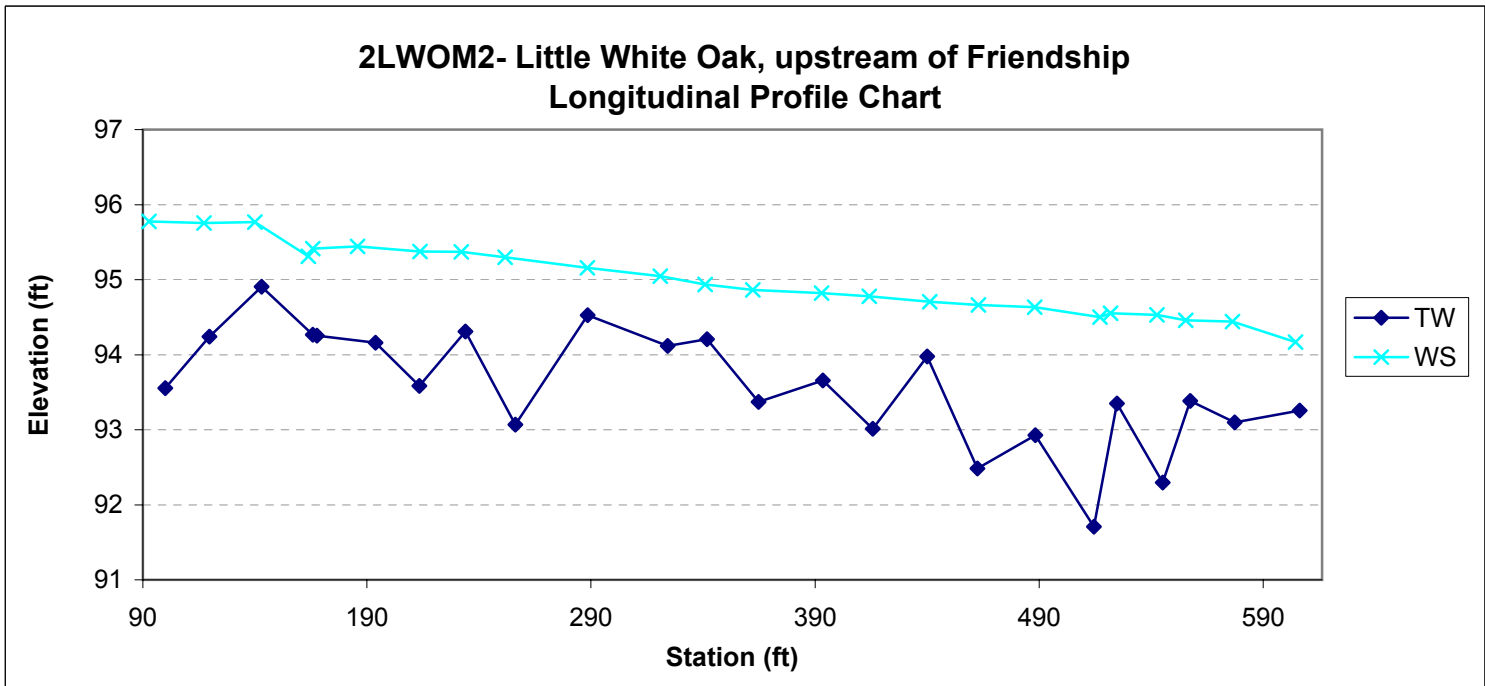
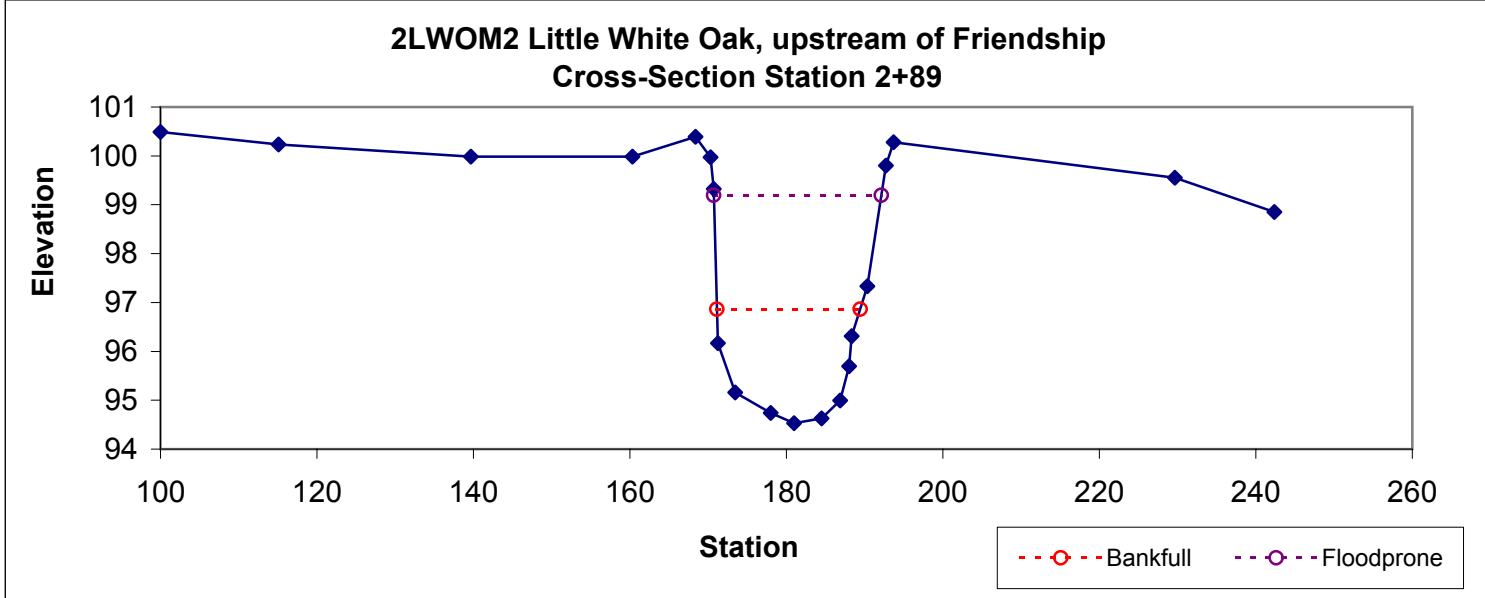


| Feature | Stream Type | BKF Area | BKF Width | BKF Depth | Max BKF Depth | W/D | BH Ratio | ER | BKF Elev | TOB Elev |
|---------------|-------------|----------|-----------|-----------|---------------|------|----------|-----|----------|----------|
| Riffle | Gc5 | 35.5 | 18.1 | 1.96 | 2.55 | 9.22 | 1.9 | 1.6 | 97.46 | 99.86 |

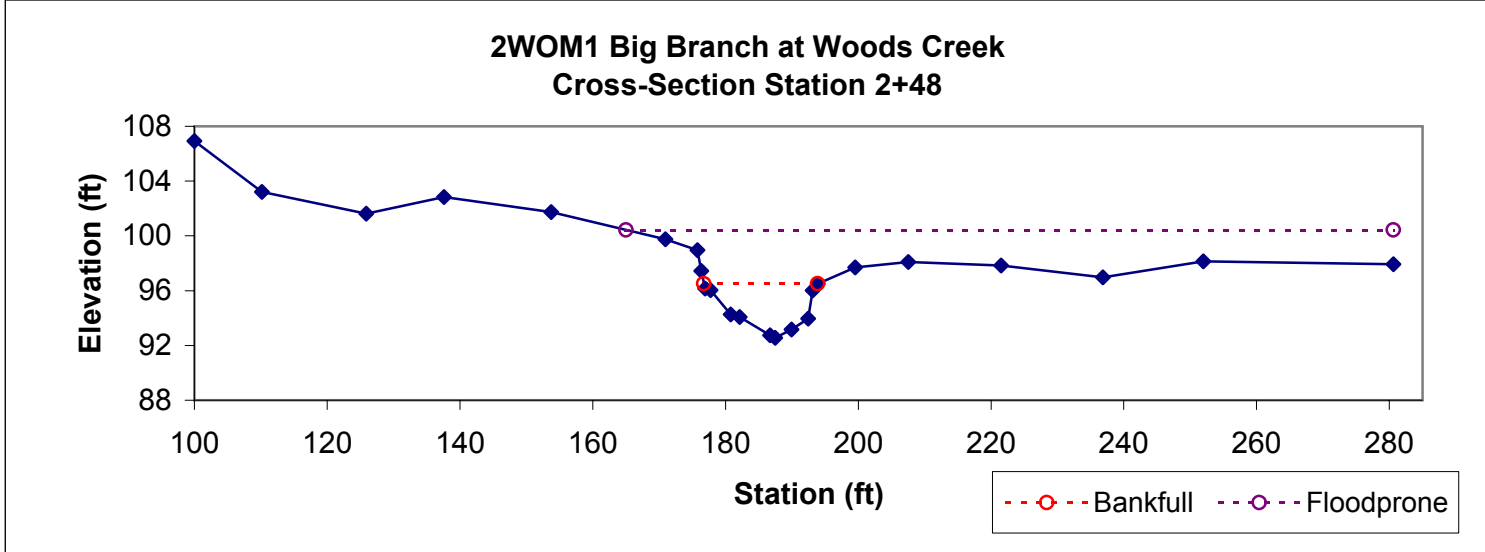
**2LWOM2 Little White Oak, upstream of Friendship
Cross-Section Station 1+43**



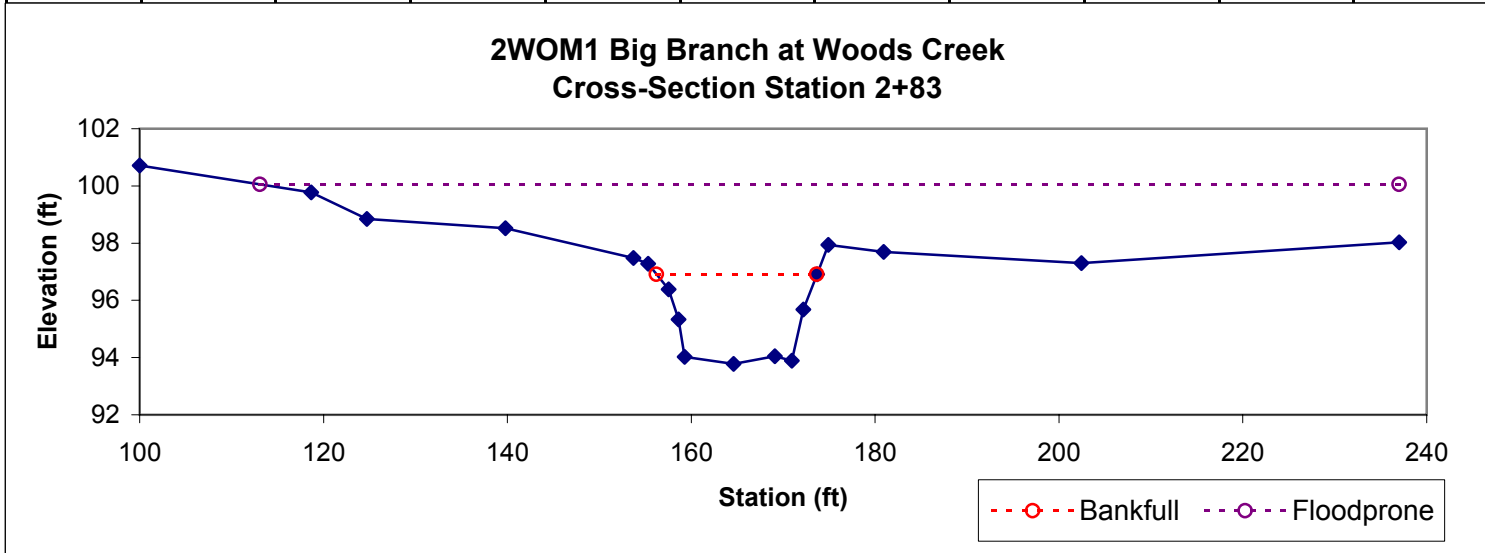
| Feature | Stream Type | BKF Area | BKF Width | BKF Depth | Max BKF Depth | W/D | BH Ratio | ER | BKF Elev | TOB Elev |
|---------|-------------|----------|-----------|-----------|---------------|-------|----------|-----|----------|----------|
| Riffle | Gc5 | 33.2 | 18.31 | 1.81 | 2.33 | 10.09 | 2.3 | 1.2 | 96.86 | 99.97 |



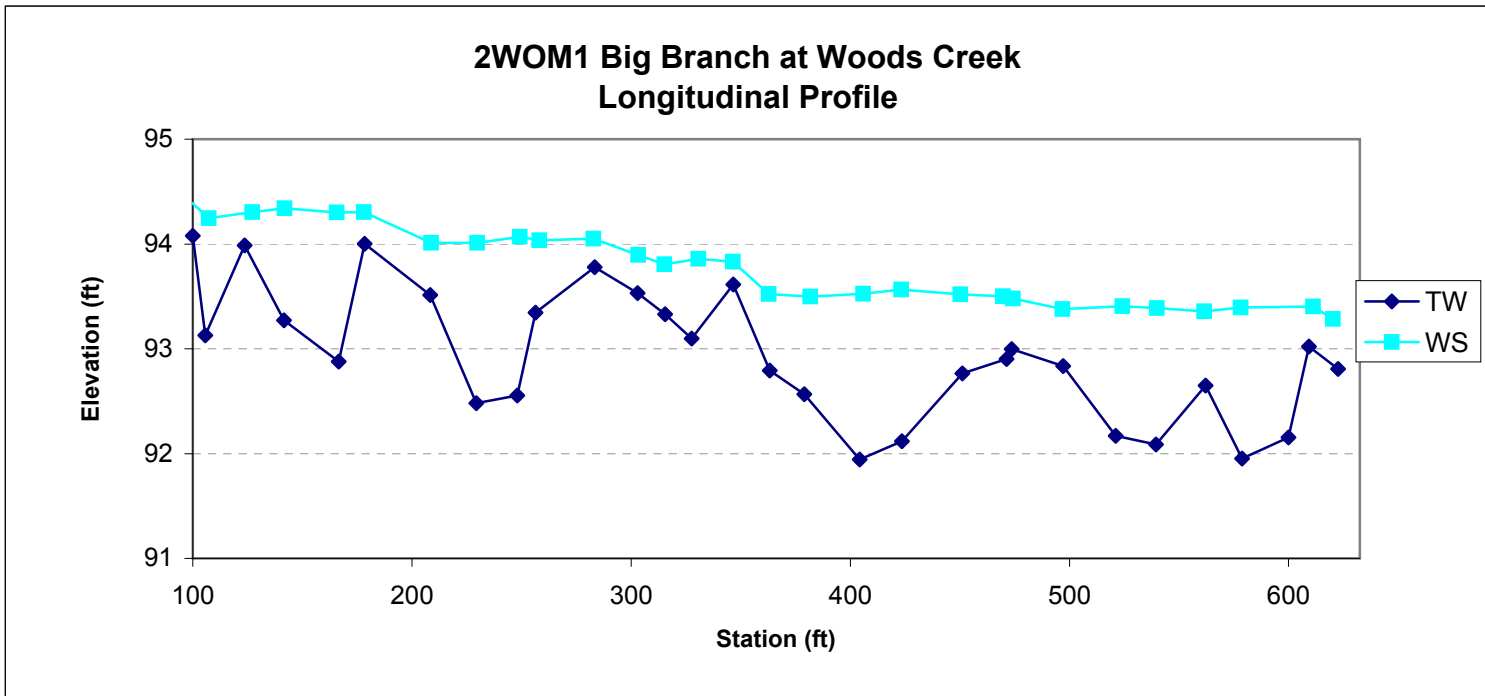
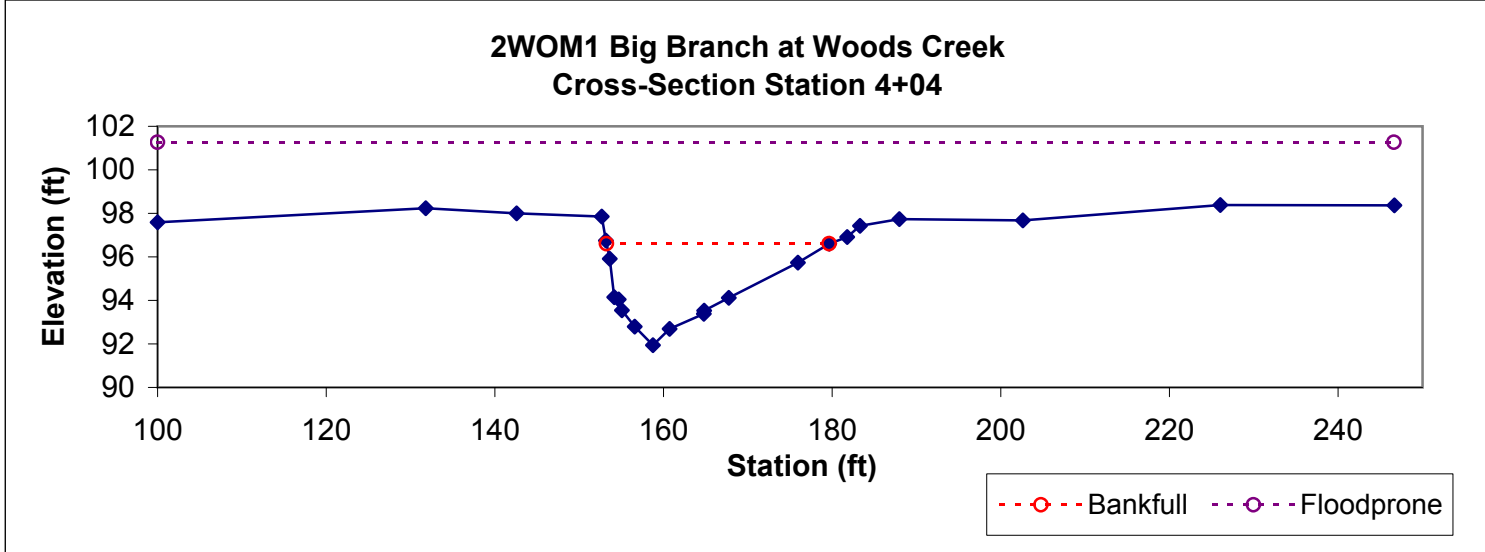
| Feature | Stream Type | BKF Area | BKF Width | BKF Depth | Max BKF Depth | W/D | BH Ratio | ER | BKF Elev | TOB Elev |
|---------|-------------|----------|-----------|-----------|---------------|------|----------|-----|----------|----------|
| Riffle | E4 | 42.2 | 17.15 | 2.46 | 3.94 | 6.97 | 1 | 6.7 | 96.5 | 96.5 |



| Feature | Stream Type | BKF Area | BKF Width | BKF Depth | Max BKF Depth | W/D | BH Ratio | ER | BKF Elev | TOB Elev |
|---------|-------------|----------|-----------|-----------|---------------|------|----------|-----|----------|----------|
| Riffle | E4 | 41.4 | 17.45 | 2.37 | 3.14 | 7.35 | 1.1 | 7.1 | 96.91 | 97.28 |

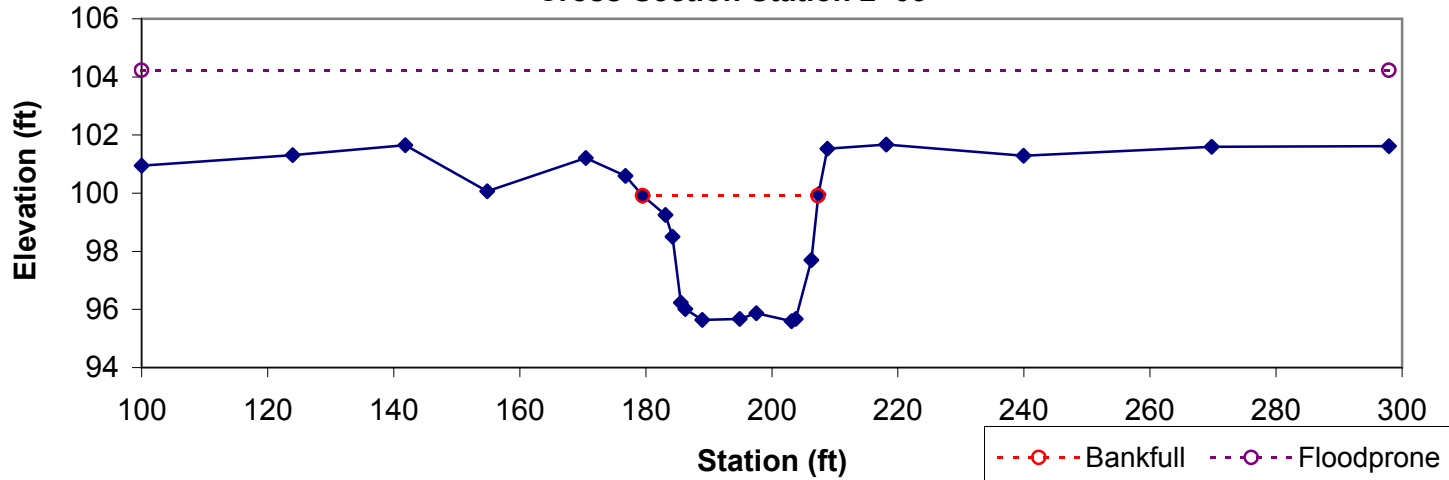


| Feature | Stream Type | BKF Area | BKF Width | BKF Depth | Max BKF Depth | W/D | BH Ratio | ER | BKF Elev | TOB Elev |
|-------------|-------------|----------|-----------|-----------|---------------|-------|----------|-----|----------|----------|
| Pool | | 64.4 | 26.42 | 2.44 | 4.66 | 10.83 | 1.2 | 5.6 | 96.61 | 97.43 |



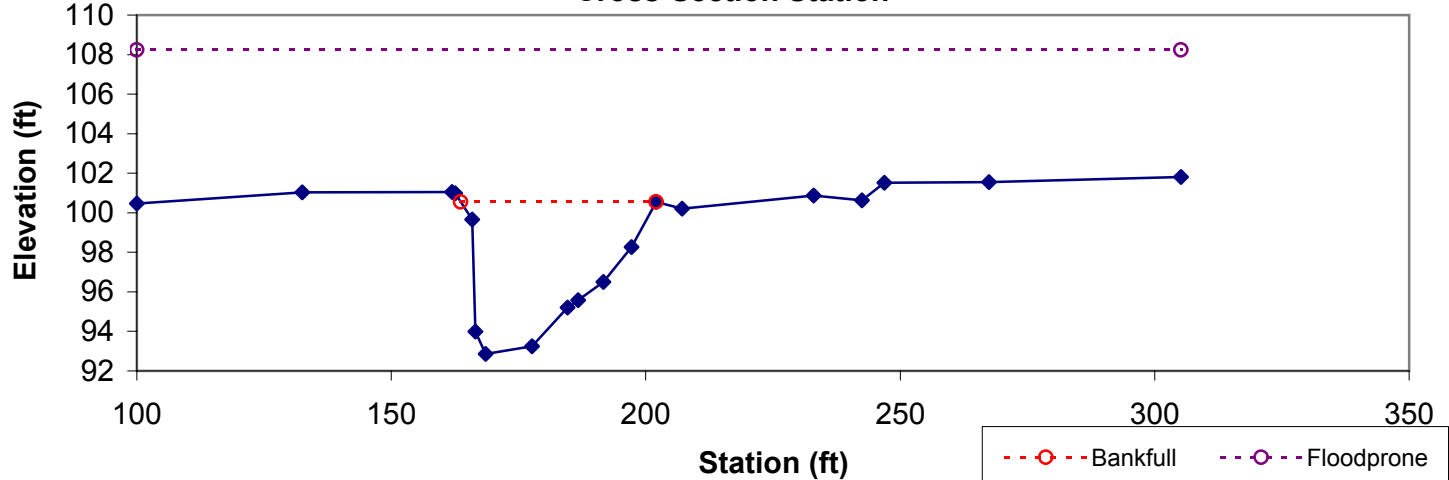
| Feature | Stream Type | BKF Area | BKF Width | BKF Depth | Max BKF Depth | W/D | BH Ratio | ER | BKF Elev | TOB Elev |
|---------|-------------|----------|-----------|-----------|---------------|------|----------|-----|----------|----------|
| Riffle | E4 | 91 | 27.83 | 3.27 | 4.32 | 8.52 | 1 | 7.1 | 99.91 | 99.91 |

**2WOT16 UT White Oak @ Holly Springs Apex
Cross-Section Station 2+03**

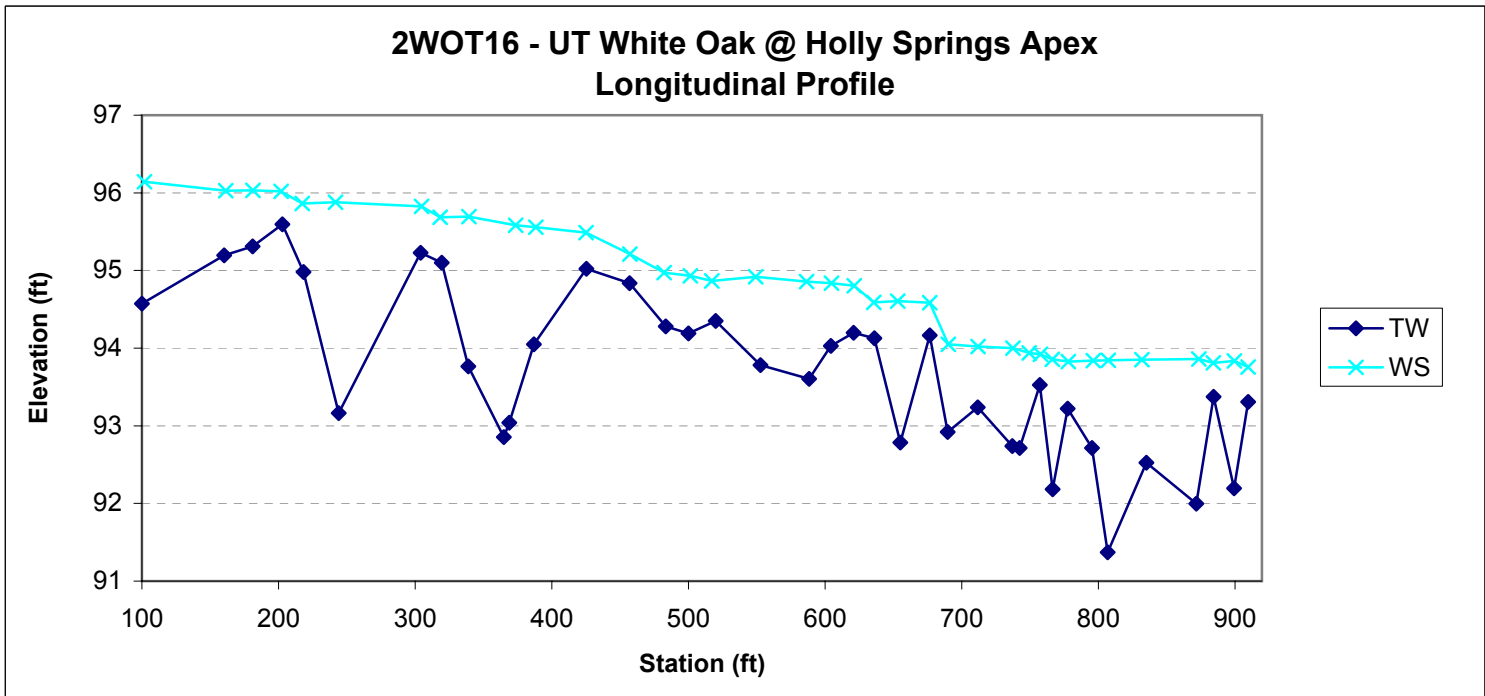
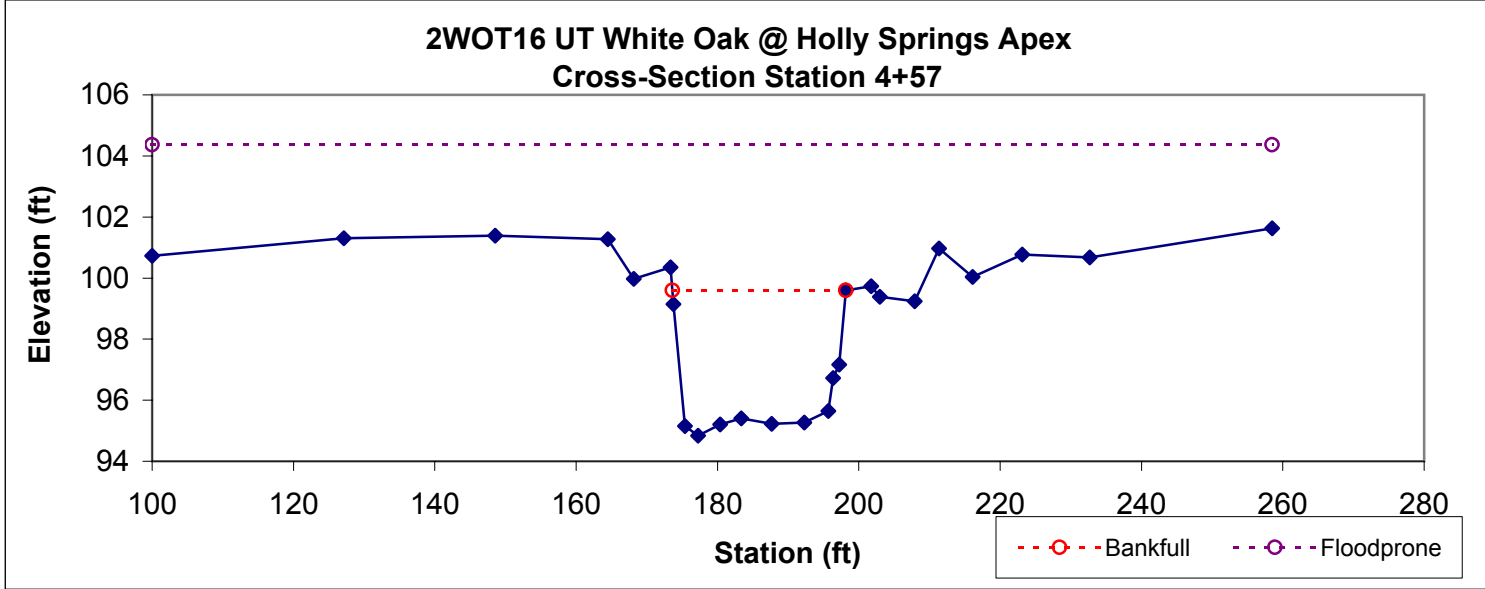


| Feature | Stream Type | BKF Area | BKF Width | BKF Depth | Max BKF Depth | W/D | BH Ratio | ER | BKF Elev | TOB Elev |
|---------|-------------|----------|-----------|-----------|---------------|------|----------|-----|----------|----------|
| Pool | | 186.1 | 38.41 | 4.85 | 7.69 | 7.92 | 1 | 5.3 | 100.55 | 100.55 |

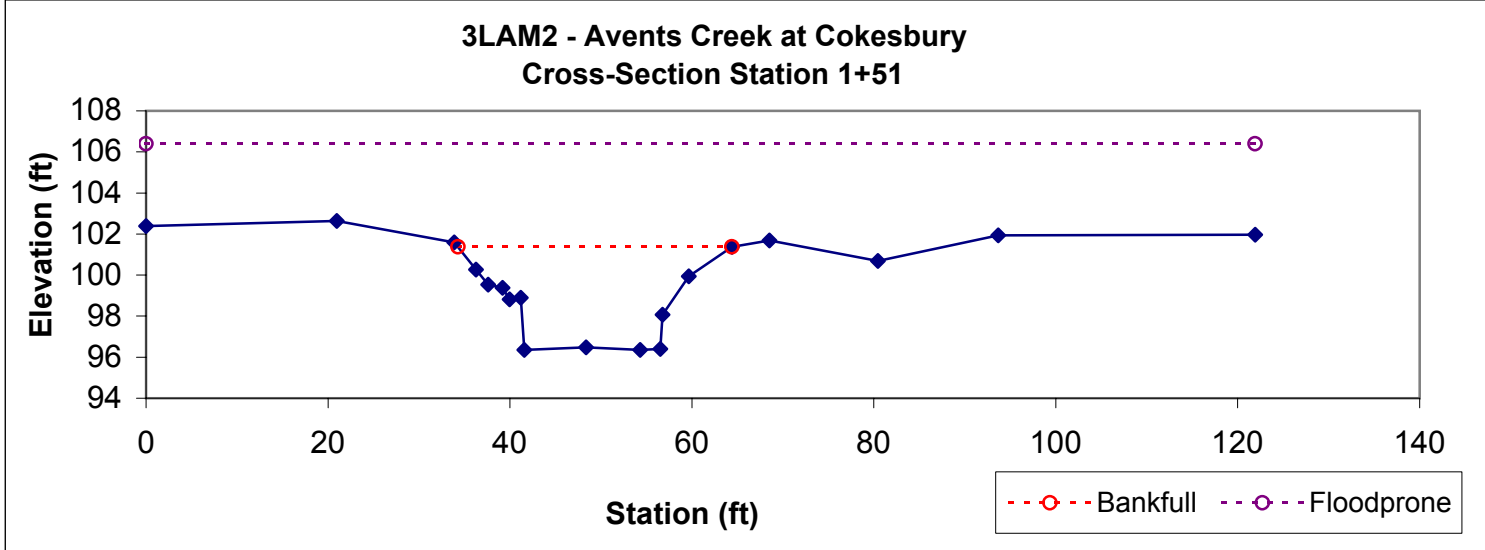
**2WOT16 UT White Oak @ Holly Springs Apex
Cross-Section Station**



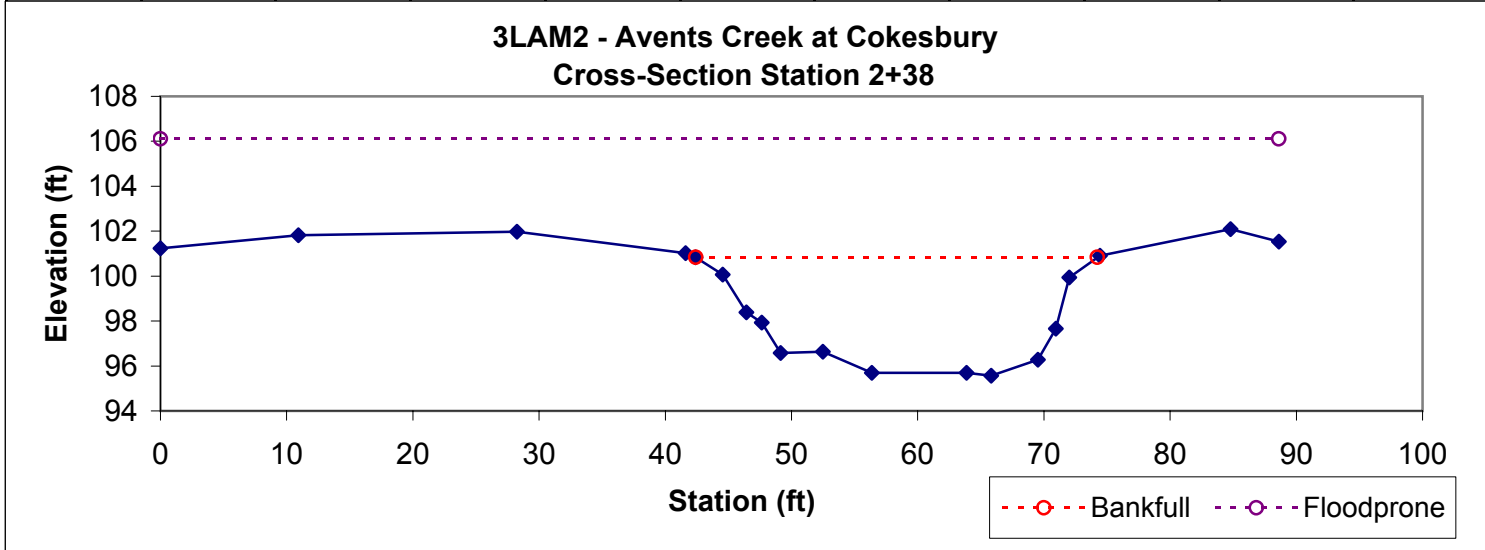
| Feature | Stream Type | BKF Area | BKF Width | BKF Depth | Max BKF Depth | W/D | BH Ratio | ER | BKF Elev | TOB Elev |
|---------|-------------|----------|-----------|-----------|---------------|------|----------|-----|----------|----------|
| Riffle | E4 | 98.1 | 24.57 | 3.99 | 4.76 | 6.16 | 1 | 6.4 | 99.6 | 99.6 |



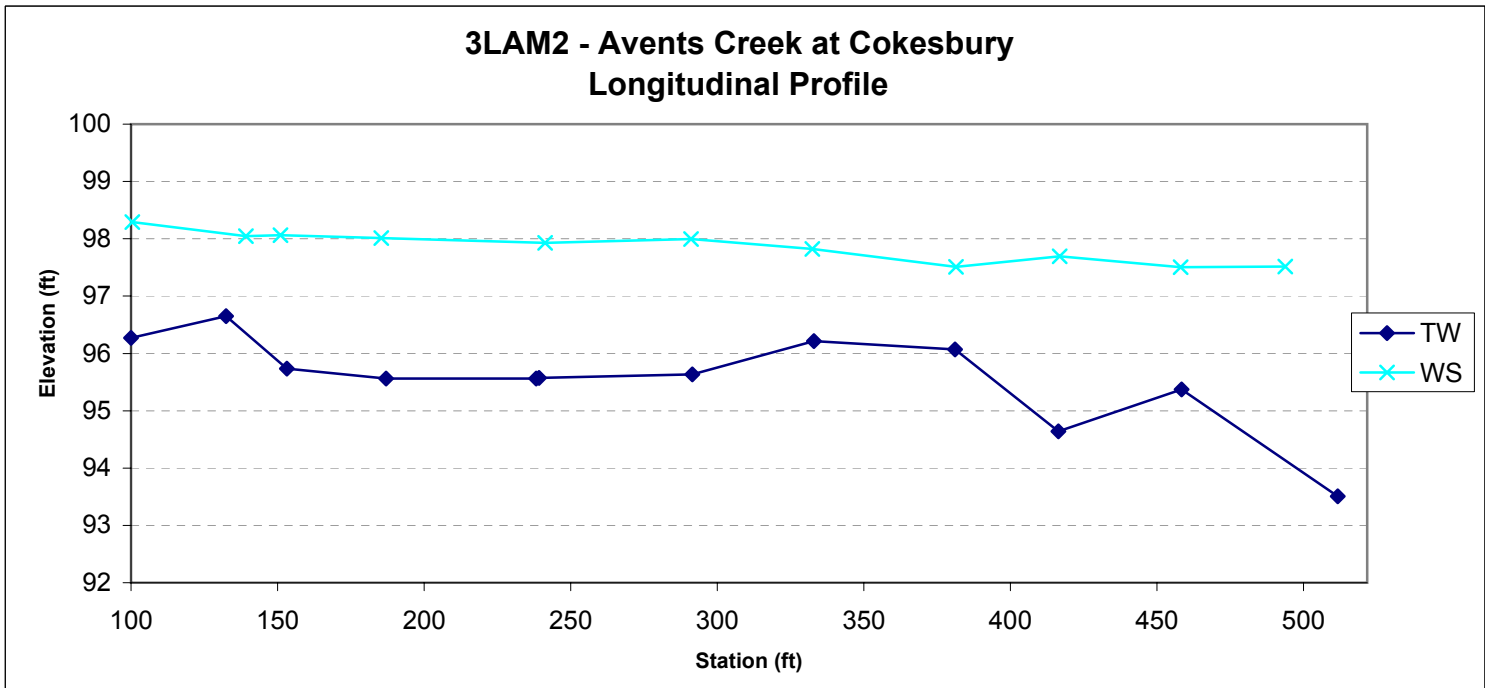
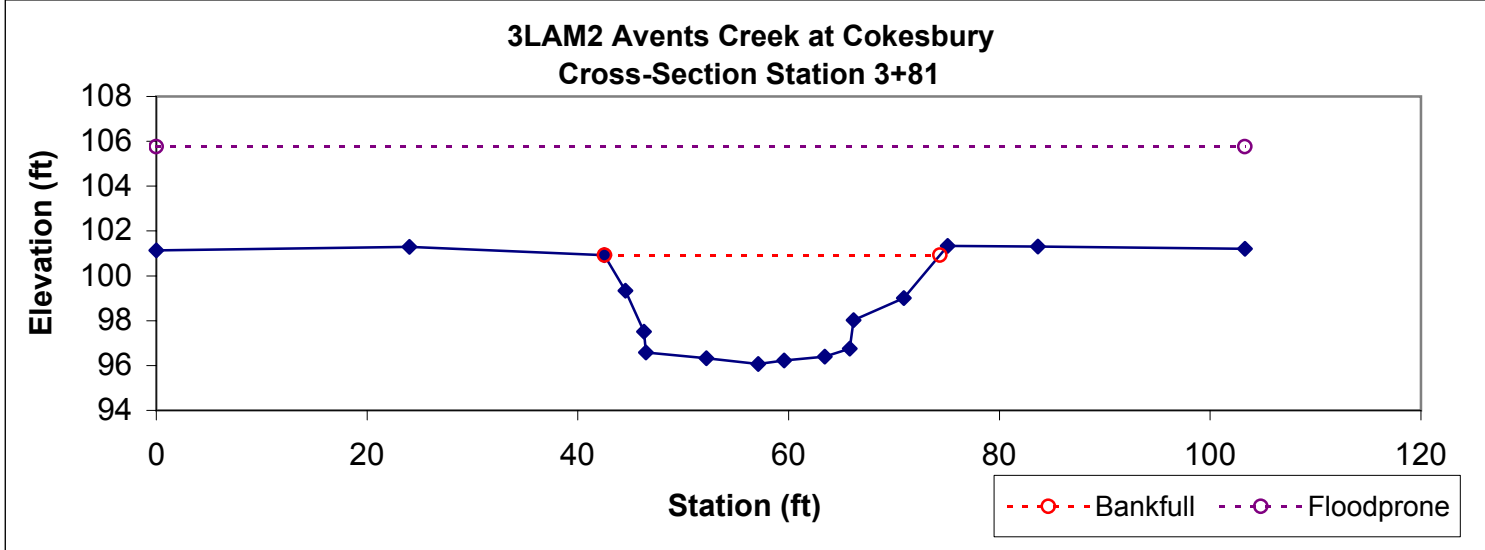
| Feature | Stream Type | BKF Area | BKF Width | BKF Depth | Max BKF Depth | W/D | BH Ratio | ER | BKF Elev | TOB Elev |
|---------|-------------|----------|-----------|-----------|---------------|------|----------|----|----------|----------|
| Riffle | E4 | 97.7 | 30.12 | 3.24 | 5.02 | 9.28 | 1 | 4 | 101.37 | 101.37 |



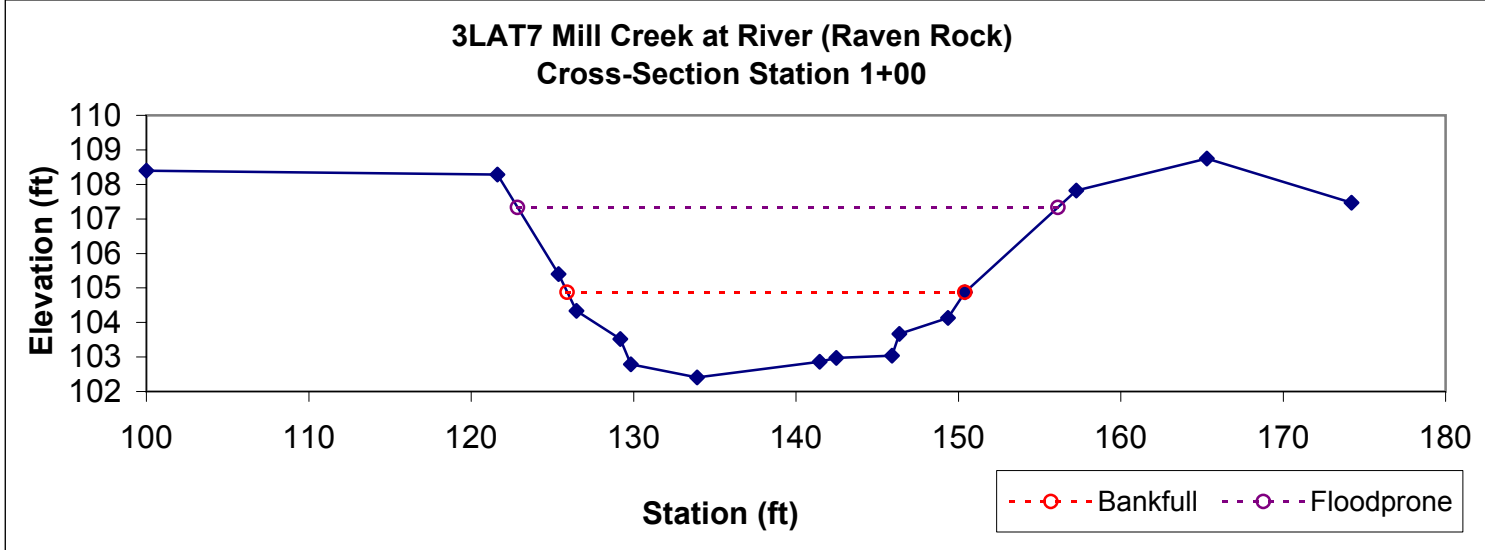
| Feature | Stream Type | BKF Area | BKF Width | BKF Depth | Max BKF Depth | W/D | BH Ratio | ER | BKF Elev | TOB Elev |
|---------|-------------|----------|-----------|-----------|---------------|------|----------|-----|----------|----------|
| Pool | | 120.1 | 31.83 | 3.77 | 5.27 | 8.43 | 1 | 2.8 | 100.83 | 100.84 |



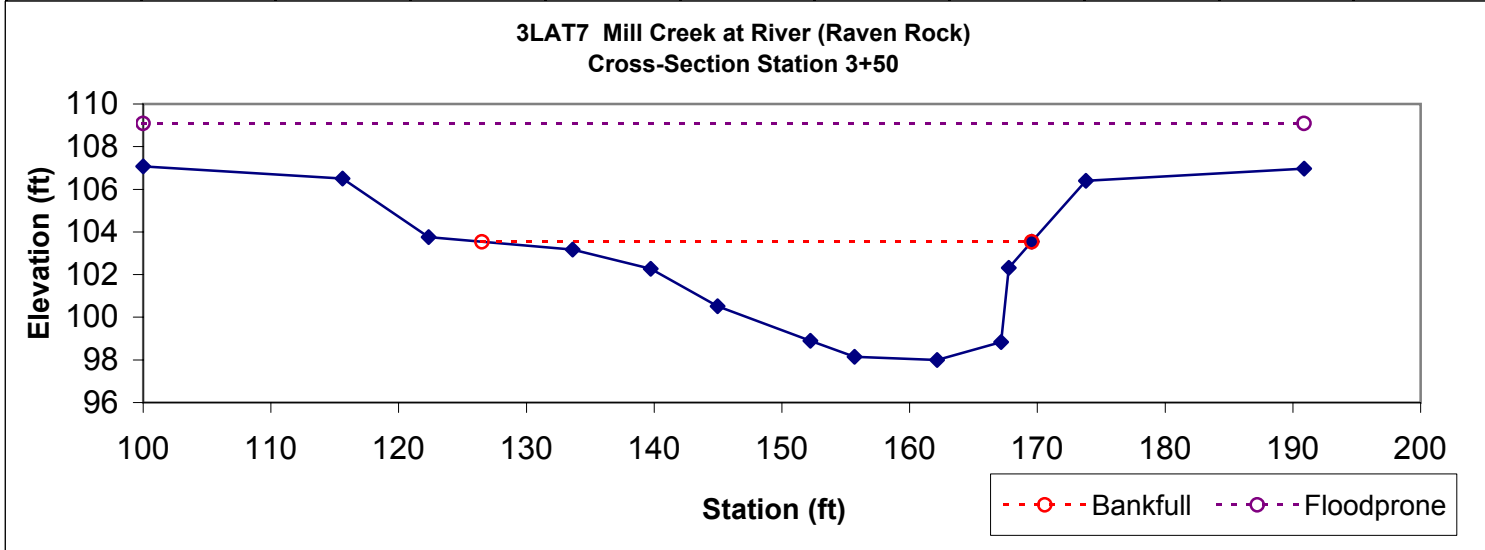
| Feature | Stream Type | BKF Area | BKF Width | BKF Depth | Max BKF Depth | W/D | BH Ratio | ER | BKF Elev | TOB Elev |
|---------|-------------|----------|-----------|-----------|---------------|------|----------|-----|----------|----------|
| Riffle | E4 | 111.2 | 31.83 | 3.49 | 4.85 | 9.11 | 1 | 3.2 | 100.92 | 100.92 |



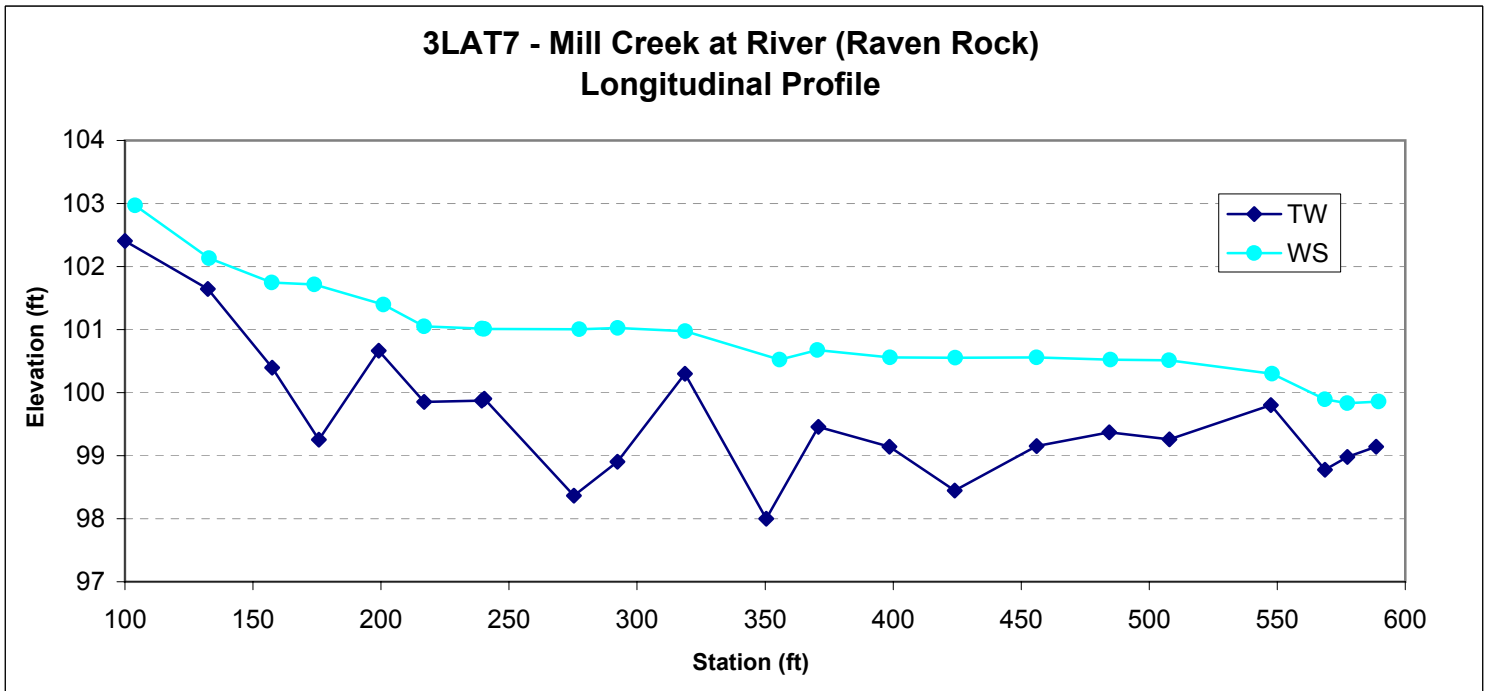
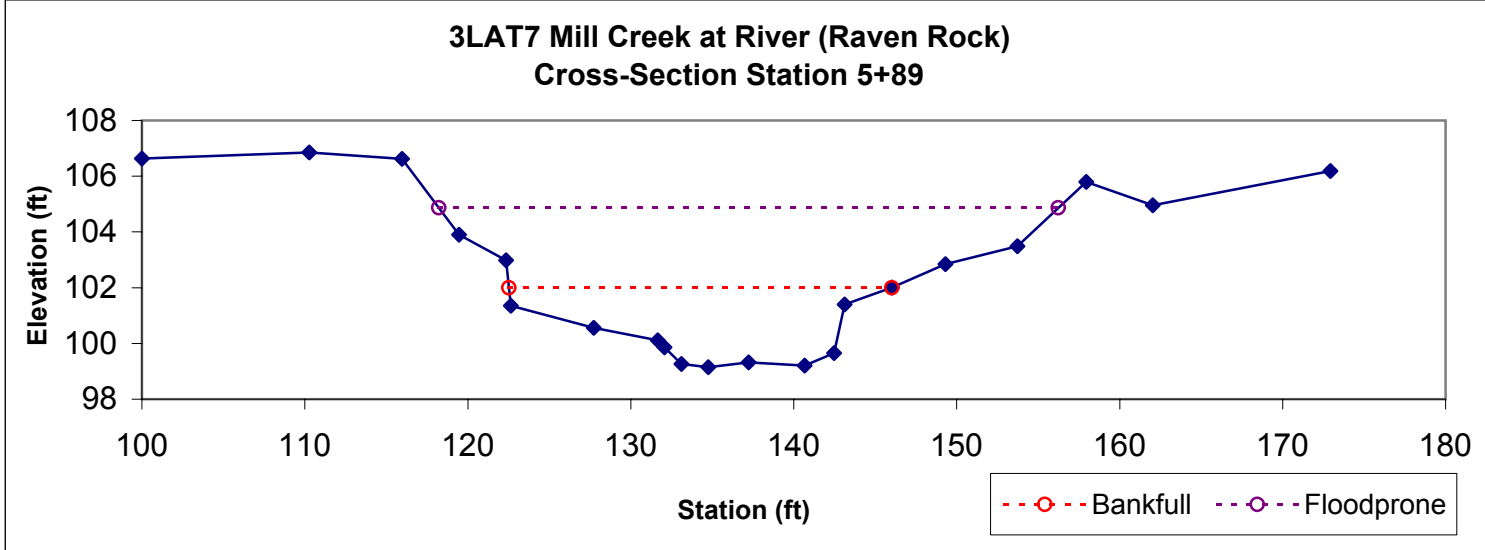
| Feature | Stream Type | BKF Area | BKF Width | BKF Depth | Max BKF Depth | W/D | BH Ratio | ER | BKF Elev | TOB Elev |
|---------|-------------|----------|-----------|-----------|---------------|-------|----------|-----|----------|----------|
| Riffle | Bc | 42.4 | 24.48 | 1.73 | 2.46 | 14.15 | 2.2 | 1.4 | 104.87 | 107.82 |



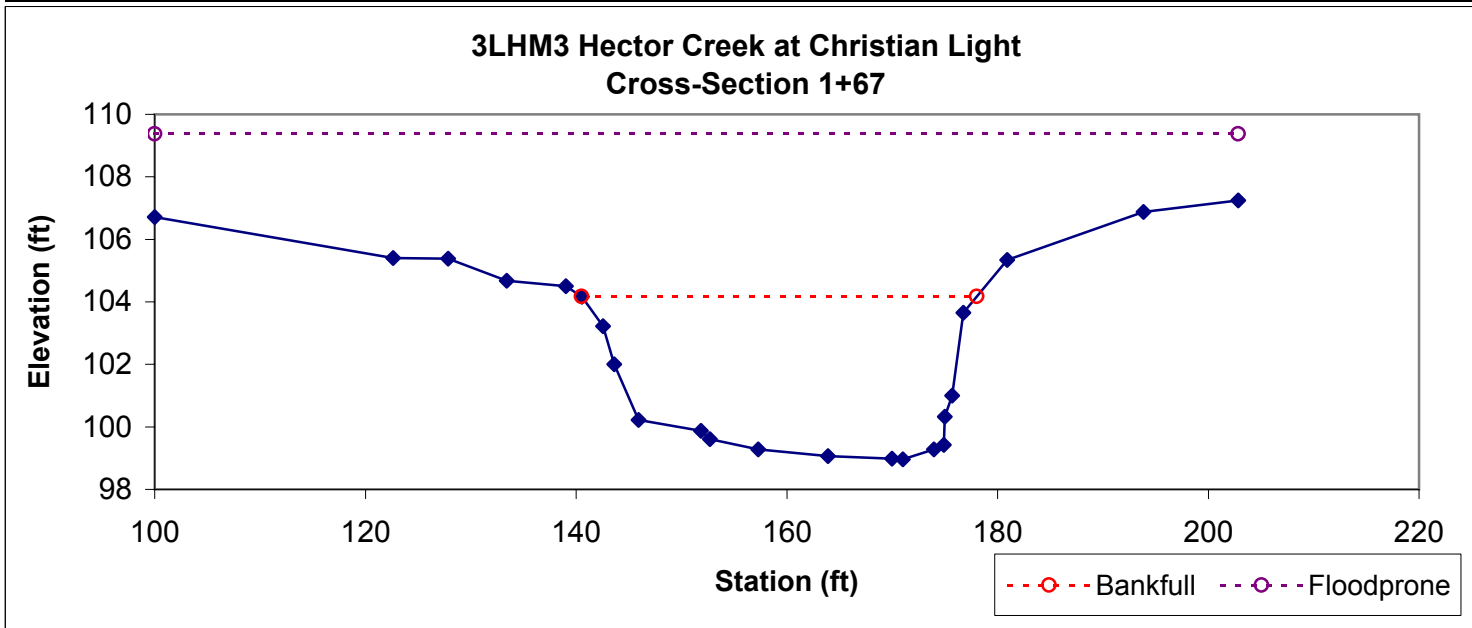
| Feature | Stream Type | BKF Area | BKF Width | BKF Depth | Max BKF Depth | W/D | BH Ratio | ER | BKF Elev | TOB Elev |
|---------|-------------|----------|-----------|-----------|---------------|-------|----------|-----|----------|----------|
| Pool | | 126.6 | 43.05 | 2.94 | 5.54 | 14.63 | 1.5 | 2.1 | 103.54 | 106.41 |



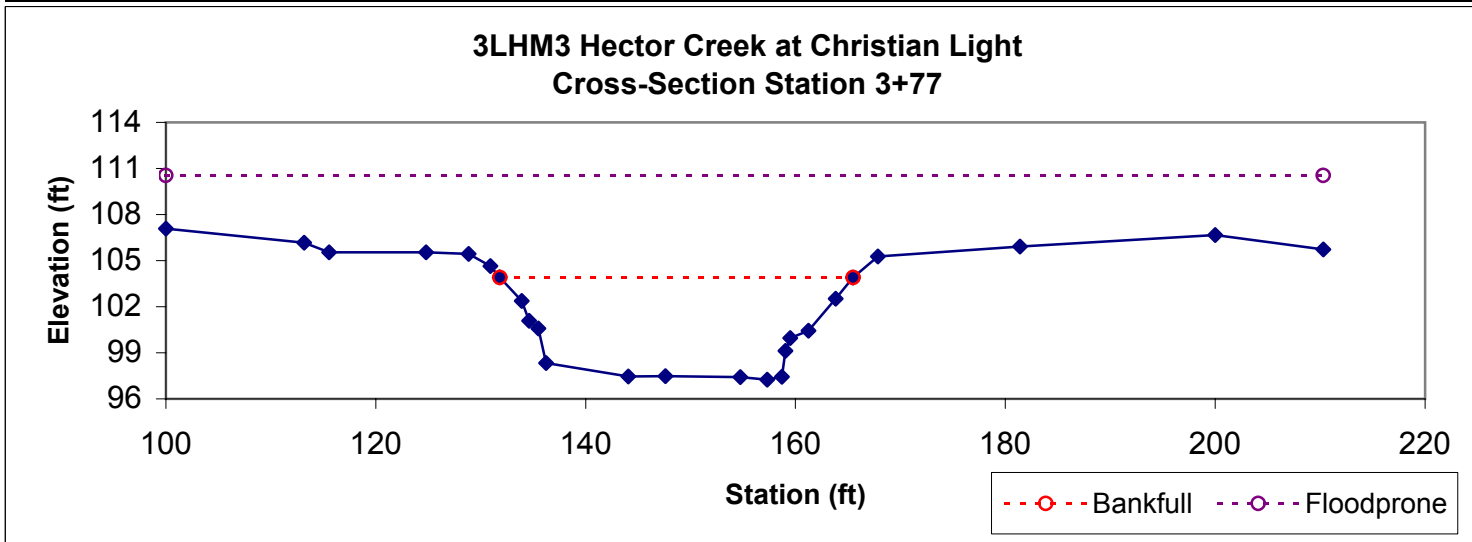
| Feature | Stream Type | BKF Area | BKF Width | BKF Depth | Max BKF Depth | W/D | BH Ratio | ER | BKF Elev | TOB Elev |
|---------|-------------|----------|-----------|-----------|---------------|-------|----------|-----|----------|----------|
| Riffle | Bc | 42.7 | 23.5 | 1.82 | 2.86 | 12.94 | 2.3 | 1.6 | 102 | 105.8 |



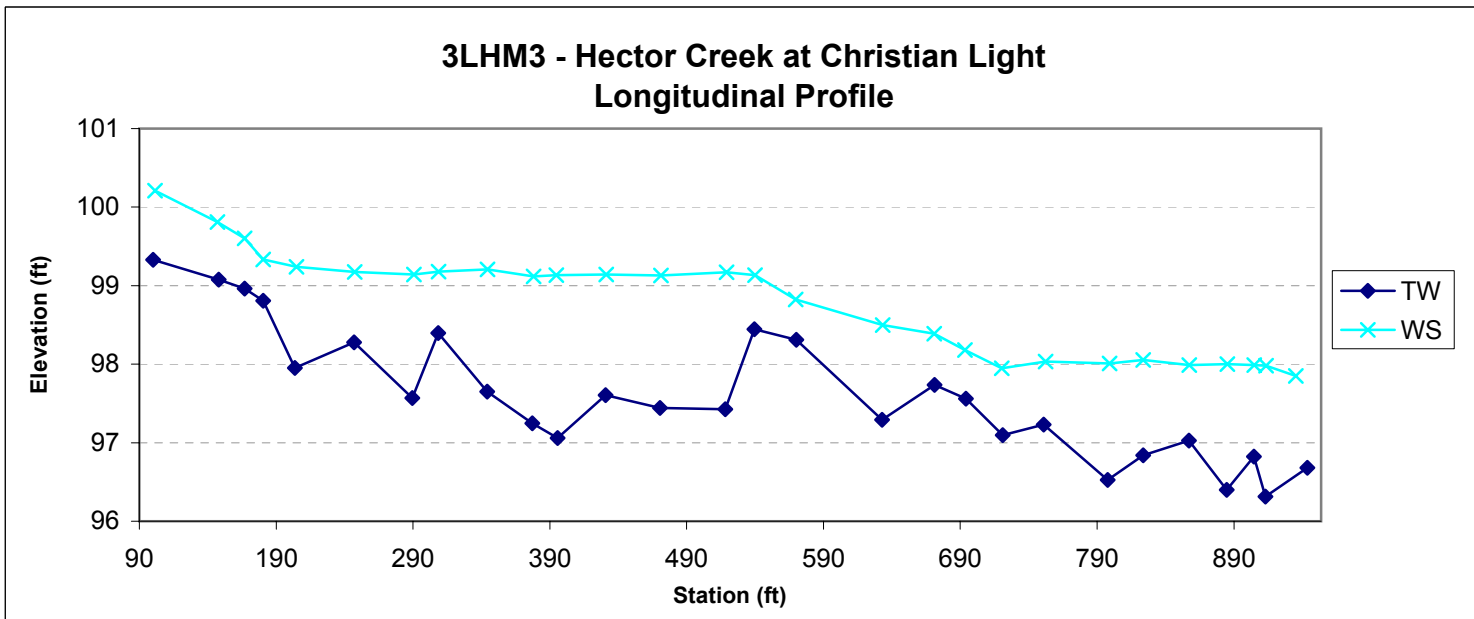
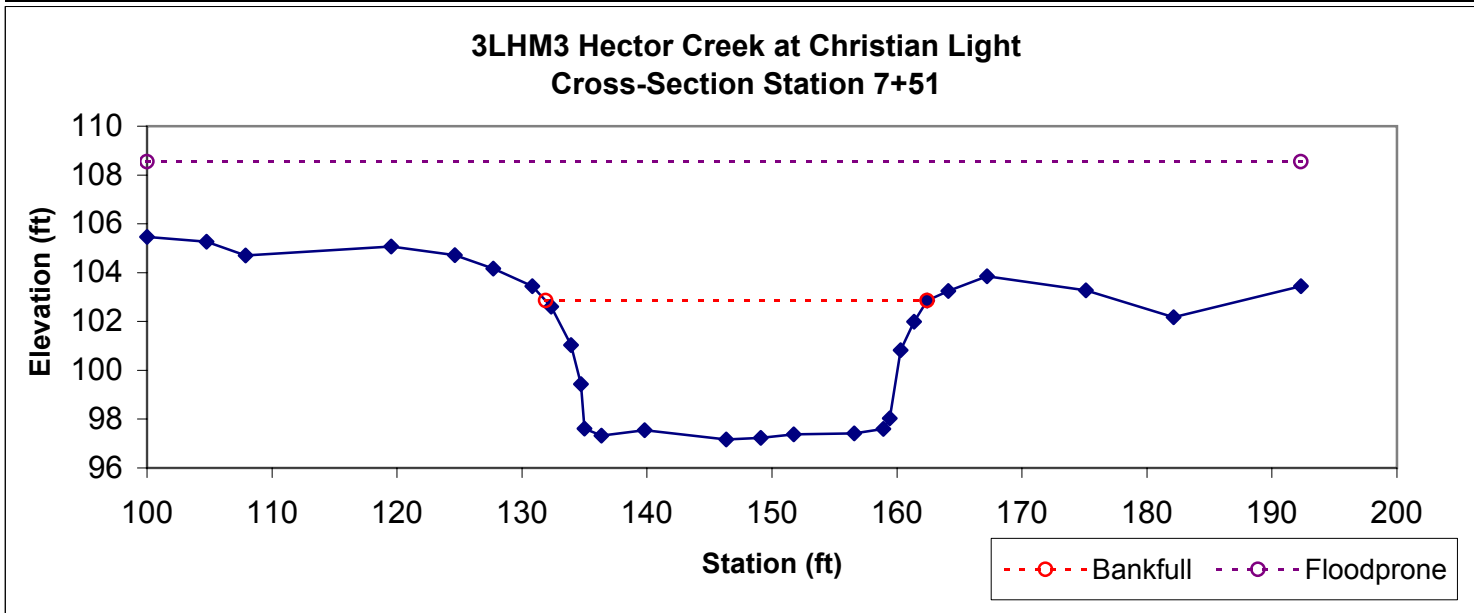
| Feature | Stream Type | BKF Area | BKF Width | BKF Depth | Max BKF Depth | W/D | BH Ratio | ER | BKF Elev | TOB Elev |
|---------|-------------|----------|-----------|-----------|---------------|------|----------|-----|----------|----------|
| Riffle | E4 | 153.8 | 37.51 | 4.1 | 5.21 | 9.15 | 1.1 | 2.7 | 104.17 | 104.5 |



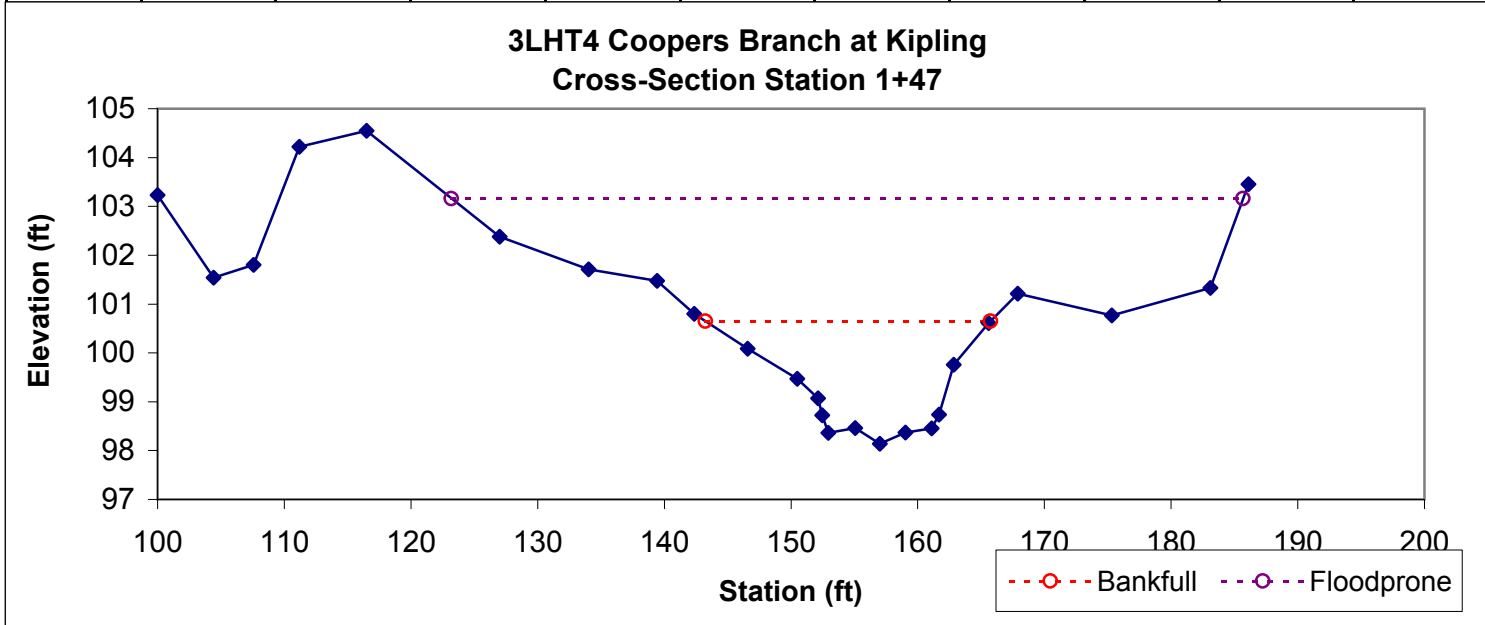
| Feature | Stream Type | BKF Area | BKF Width | BKF Depth | Max BKF Depth | W/D | BH Ratio | ER | BKF Elev | TOB Elev |
|---------|-------------|----------|-----------|-----------|---------------|------|----------|-----|----------|----------|
| Pool | | 168.6 | 33.65 | 5.01 | 6.65 | 6.72 | 1.2 | 3.3 | 103.9 | 105.27 |



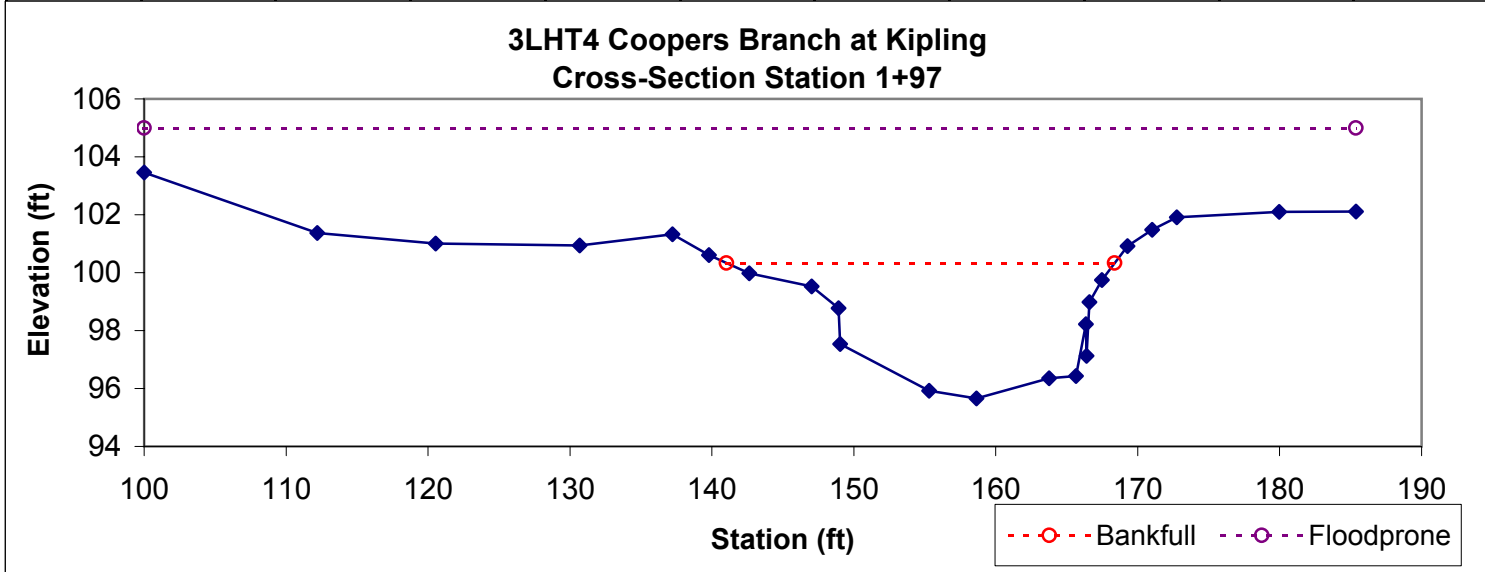
| Feature | Stream Type | BKF Area | BKF Width | BKF Depth | Max BKF Depth | W/D | BH Ratio | ER | BKF Elev | TOB Elev |
|---------|-------------|----------|-----------|-----------|---------------|------|----------|----|----------|----------|
| Riffle | E4 | 143.7 | 30.54 | 4.71 | 5.69 | 6.49 | 1.2 | 3 | 102.86 | 103.85 |



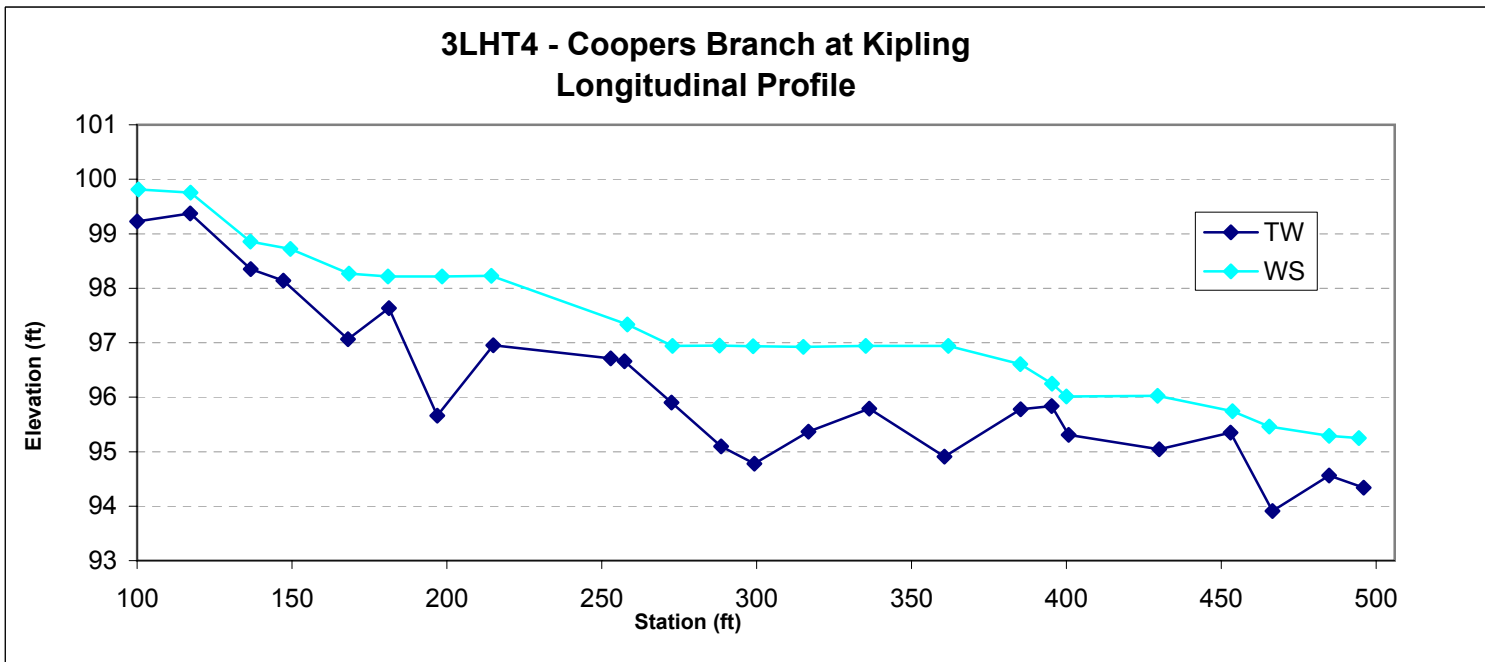
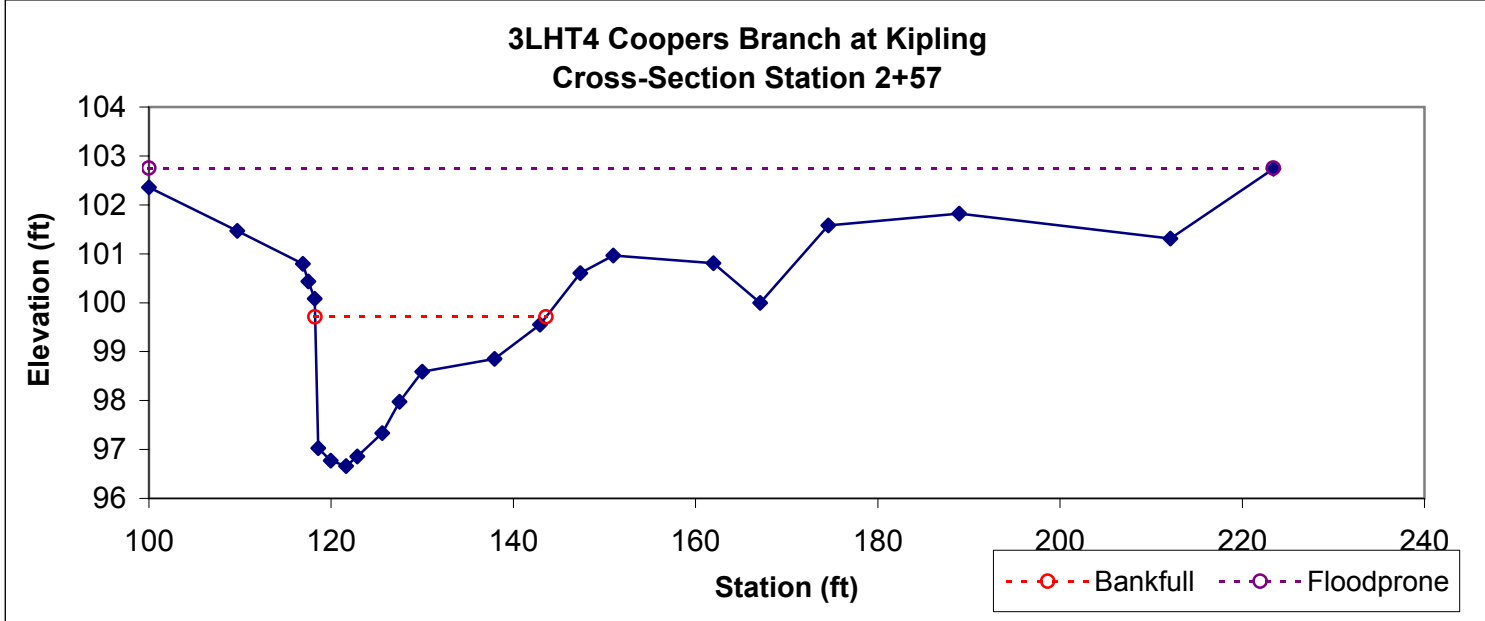
| Feature | Stream Type | BKF Area | BKF Width | BKF Depth | Max BKF Depth | W/D | BH Ratio | ER | BKF Elev | TOB Elev |
|---------|-------------|----------|-----------|-----------|---------------|-------|----------|-----|----------|----------|
| Riffle | C4 | 31.1 | 22.51 | 1.38 | 2.51 | 16.29 | 1.2 | 2.8 | 100.65 | 101.21 |



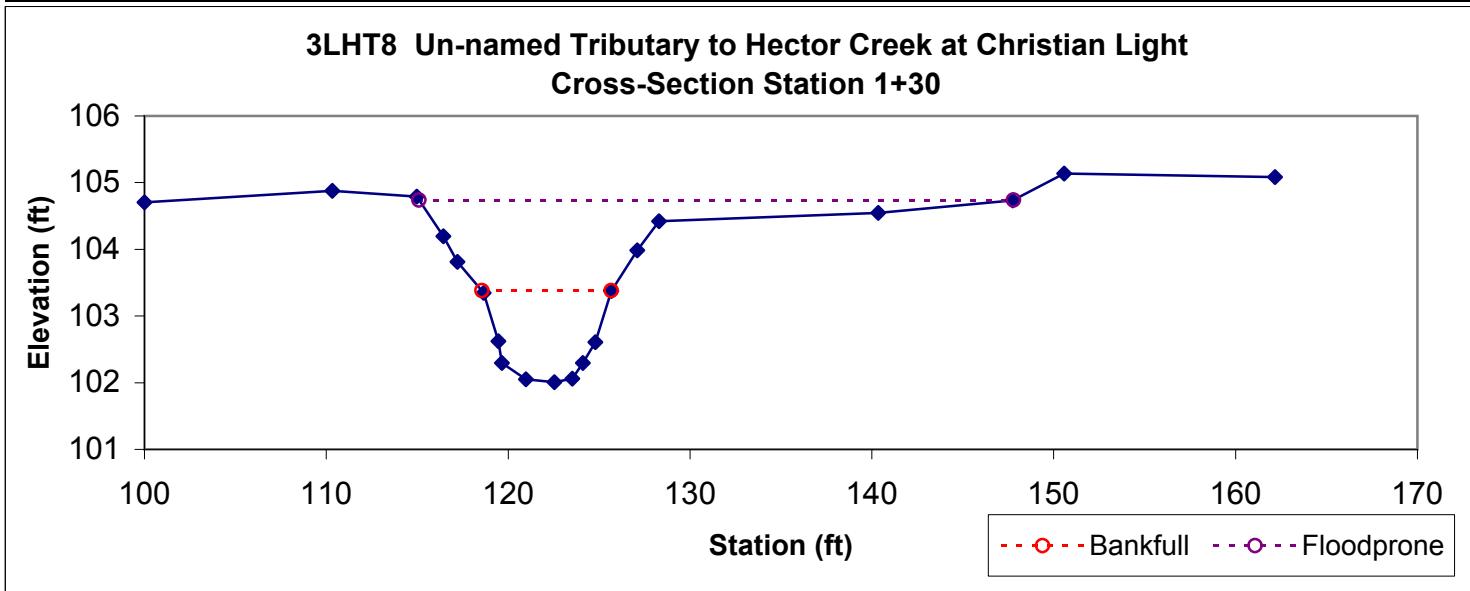
| Feature | Stream Type | BKF Area | BKF Width | BKF Depth | Max BKF Depth | W/D | BH Ratio | ER | BKF Elev | TOB Elev |
|---------|-------------|----------|-----------|-----------|---------------|------|----------|-----|----------|----------|
| Pool | | 76.4 | 27.35 | 2.79 | 4.67 | 9.79 | 1.2 | 3.1 | 100.33 | 101.33 |



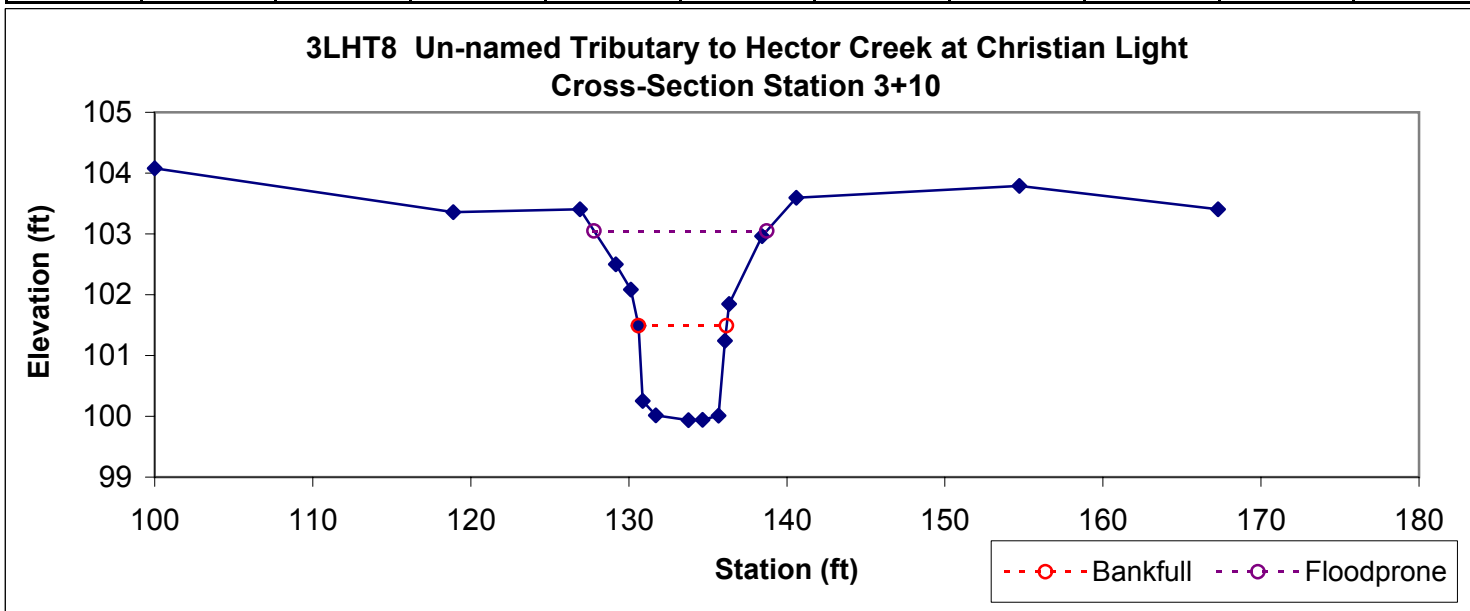
| Feature | Stream Type | BKF Area | BKF Width | BKF Depth | Max BKF Depth | W/D | BH Ratio | ER | BKF Elev | TOB Elev |
|---------|-------------|----------|-----------|-----------|---------------|-------|----------|-----|----------|----------|
| Riffle | C4 | 37.9 | 25.34 | 1.5 | 3.05 | 16.92 | 1.4 | 4.9 | 99.71 | 100.79 |



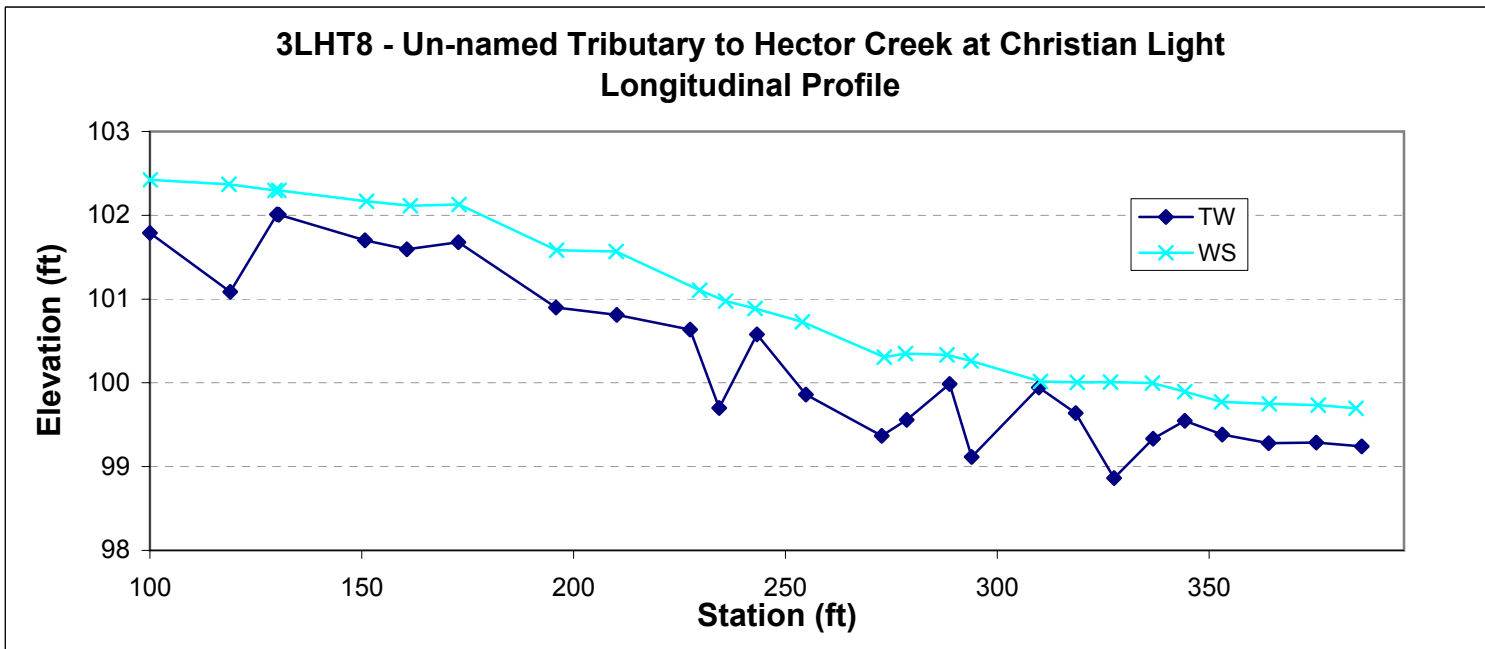
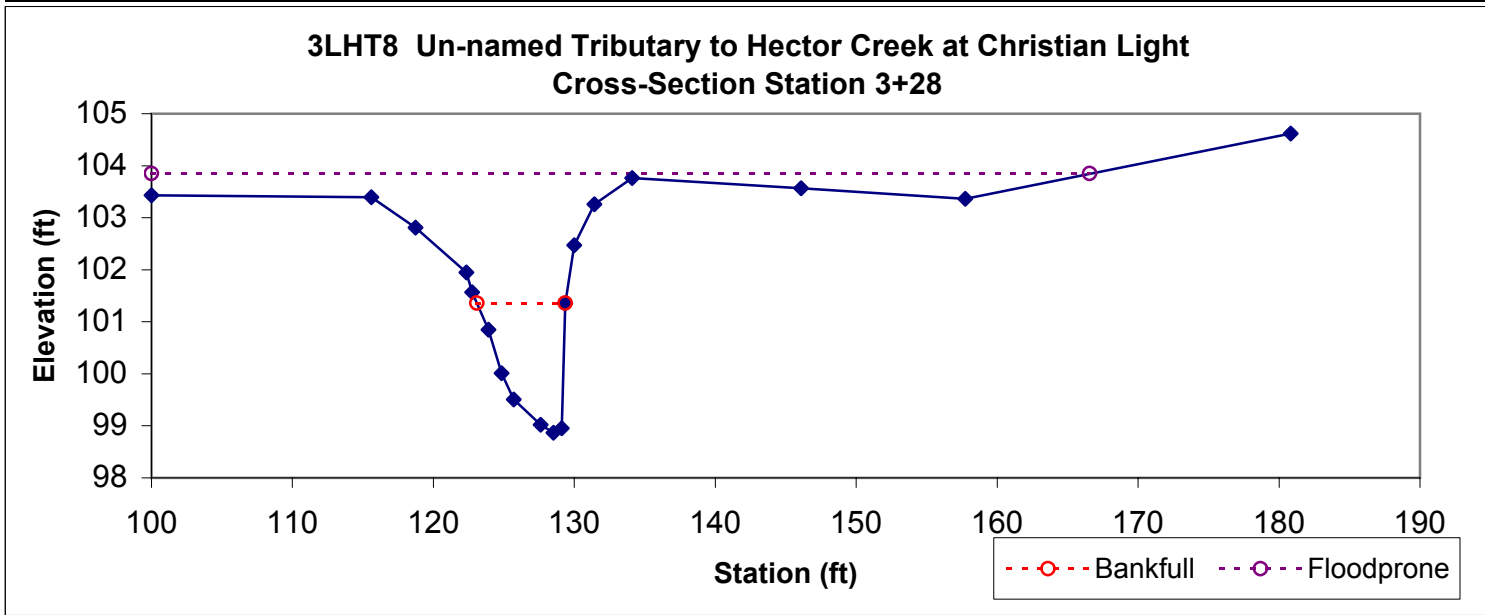
| Feature | Stream Type | BKF Area | BKF Width | BKF Depth | Max BKF Depth | W/D | BH Ratio | ER | BKF Elev | TOB Elev |
|---------|-------------|----------|-----------|-----------|---------------|------|----------|-----|----------|----------|
| Riffle | E5 | 7.2 | 7.12 | 1.01 | 1.37 | 7.07 | 1.8 | 4.6 | 103.38 | 104.42 |



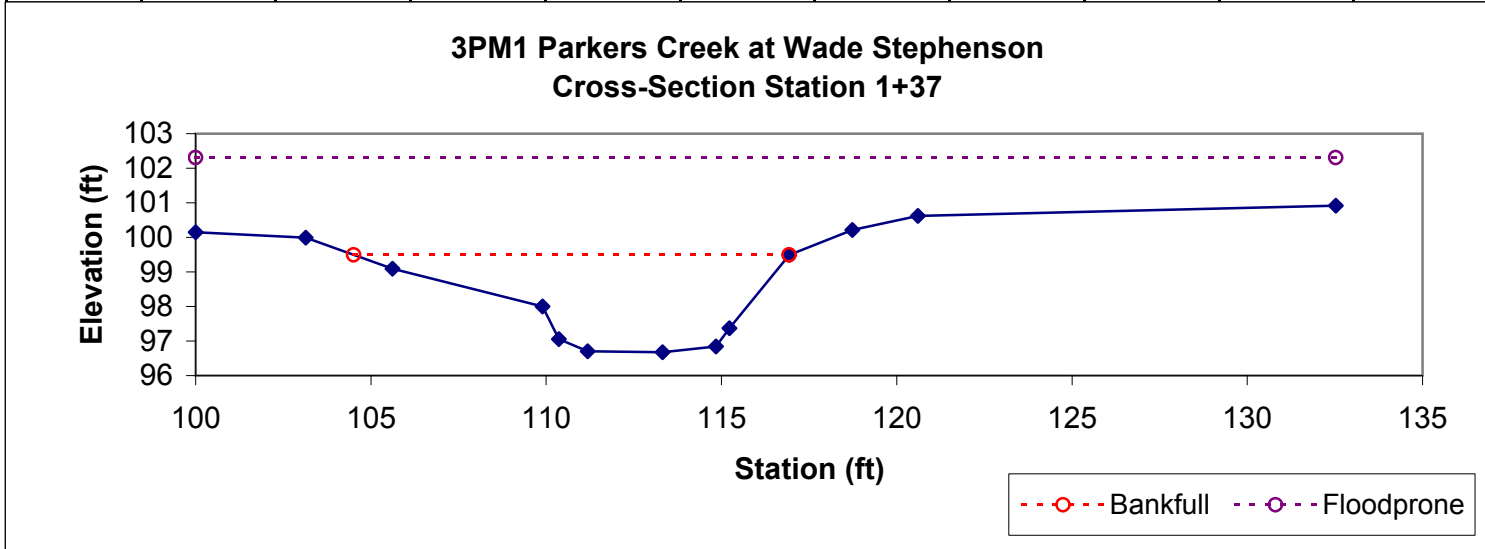
| Feature | Stream Type | BKF Area | BKF Width | BKF Depth | Max BKF Depth | W/D | BH Ratio | ER | BKF Elev | TOB Elev |
|---------|-------------|----------|-----------|-----------|---------------|------|----------|----|----------|----------|
| Riffle | G5 | 7.7 | 5.58 | 1.38 | 1.56 | 4.04 | 2.2 | 2 | 101.49 | 103.41 |



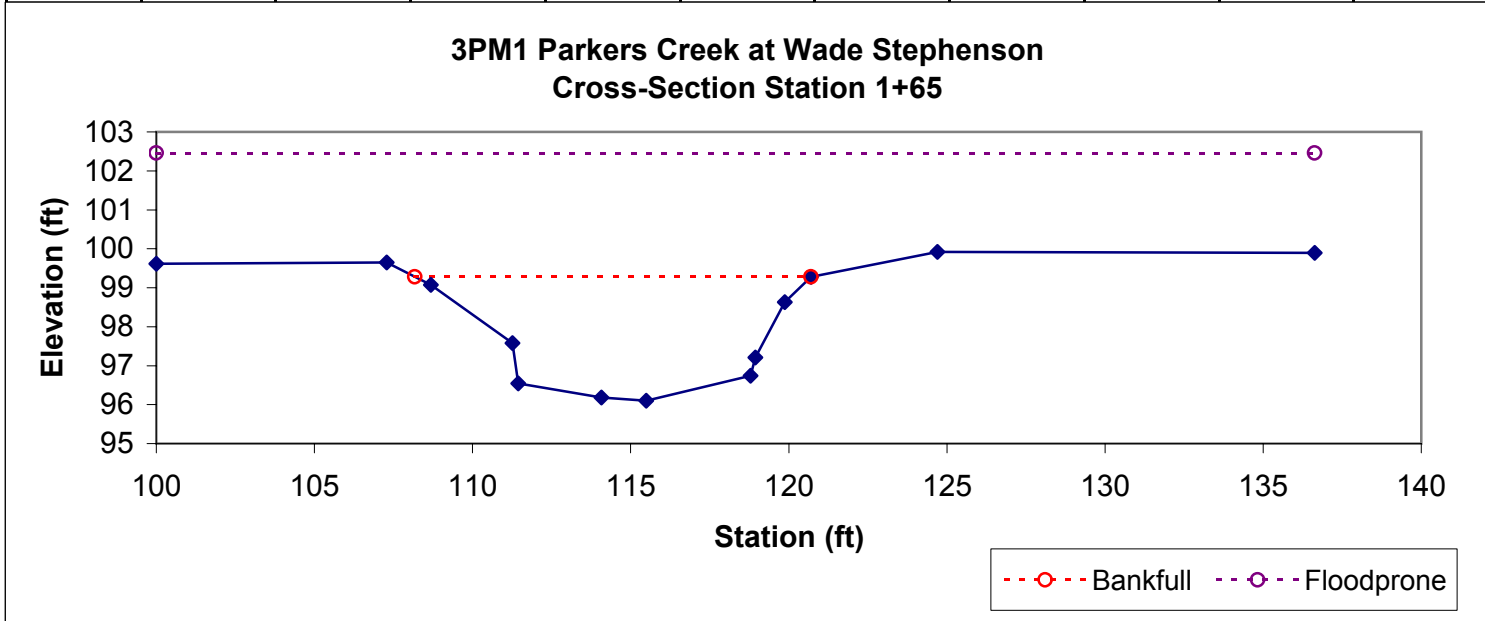
| Feature | Stream Type | BKF Area | BKF Width | BKF Depth | Max BKF Depth | W/D | BH Ratio | ER | BKF Elev | TOB Elev |
|-------------|-------------|----------|-----------|-----------|---------------|-----|----------|------|----------|----------|
| Pool | | 10.4 | 6.27 | 1.65 | 2.49 | 3.8 | 1.6 | 10.6 | 101.36 | 102.81 |



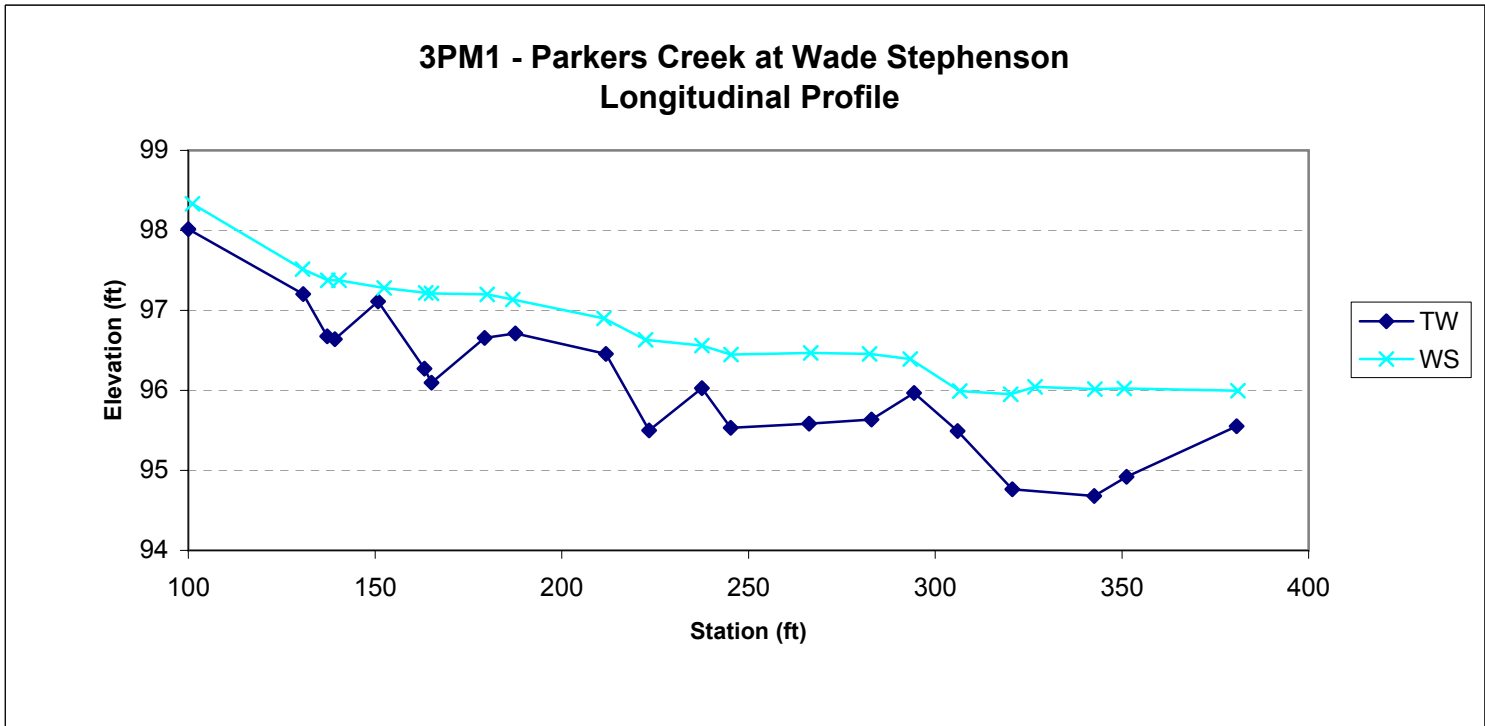
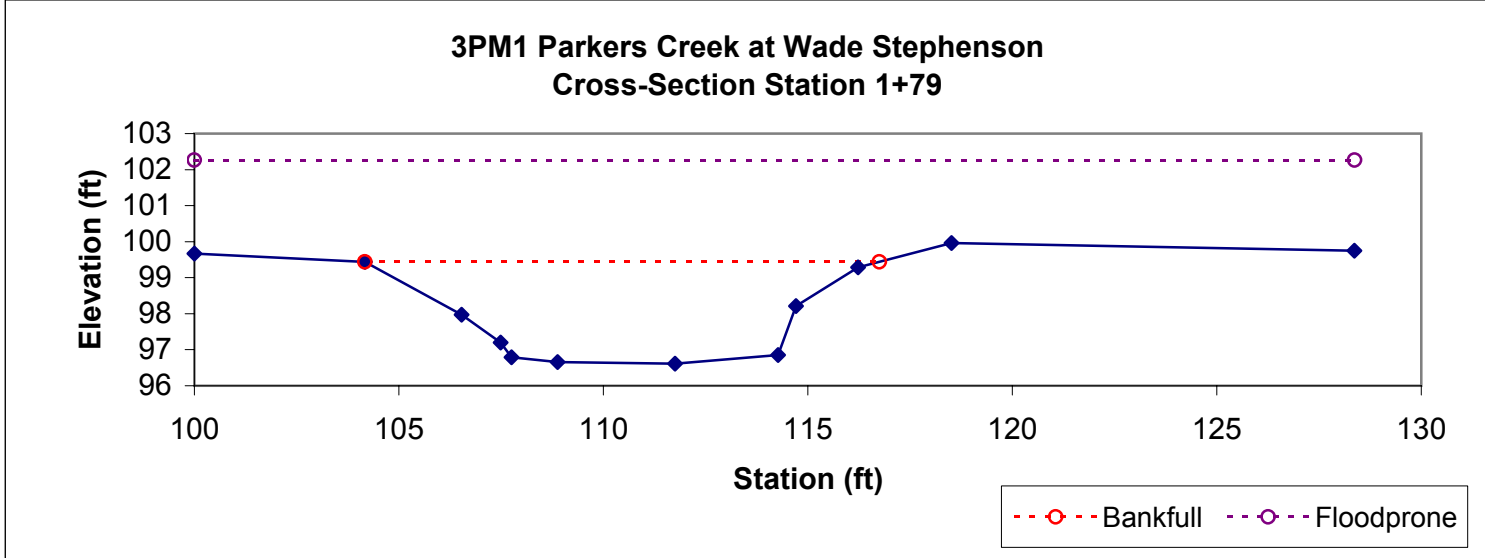
| Feature | Stream Type | BKF Area | BKF Width | BKF Depth | Max BKF Depth | W/D | BH Ratio | ER | BKF Elev | TOB Elev |
|---------|-------------|----------|-----------|-----------|---------------|------|----------|-----|----------|----------|
| Riffle | E4 | 20.2 | 12.42 | 1.63 | 2.82 | 7.63 | 1.2 | 2.6 | 99.49 | 99.99 |



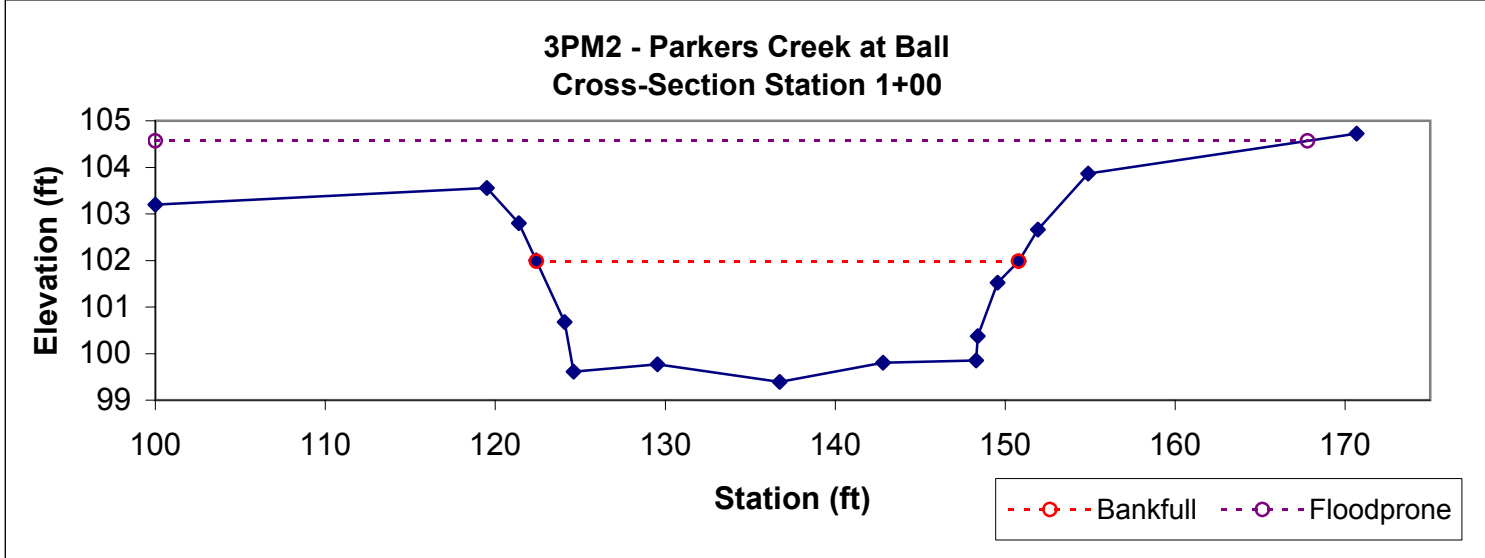
| Feature | Stream Type | BKF Area | BKF Width | BKF Depth | Max BKF Depth | W/D | BH Ratio | ER | BKF Elev | TOB Elev |
|---------|-------------|----------|-----------|-----------|---------------|------|----------|-----|----------|----------|
| Pool | | 26.4 | 12.53 | 2.11 | 3.18 | 5.95 | 1 | 2.9 | 99.28 | 99.28 |



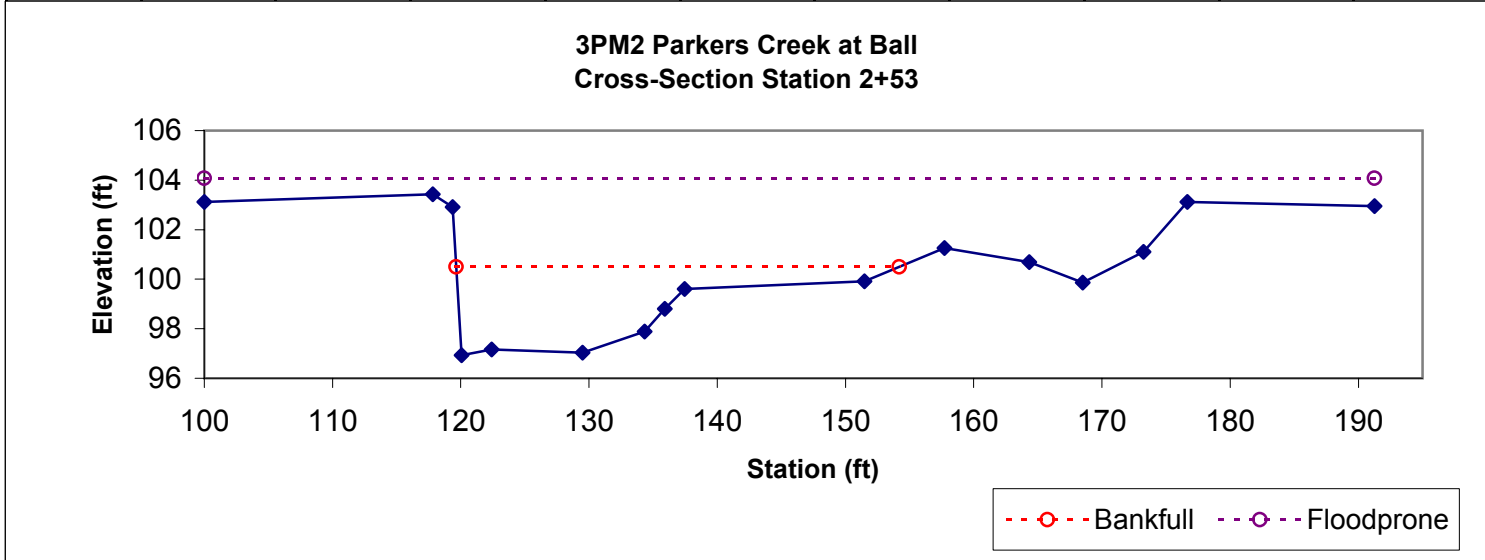
| Feature | Stream Type | BKF Area | BKF Width | BKF Depth | Max BKF Depth | W/D | BH Ratio | ER | BKF Elev | TOB Elev |
|---------|-------------|----------|-----------|-----------|---------------|------|----------|-----|----------|----------|
| Riffle | E | 24 | 12.58 | 1.91 | 2.83 | 6.59 | 1 | 2.3 | 99.44 | 99.44 |



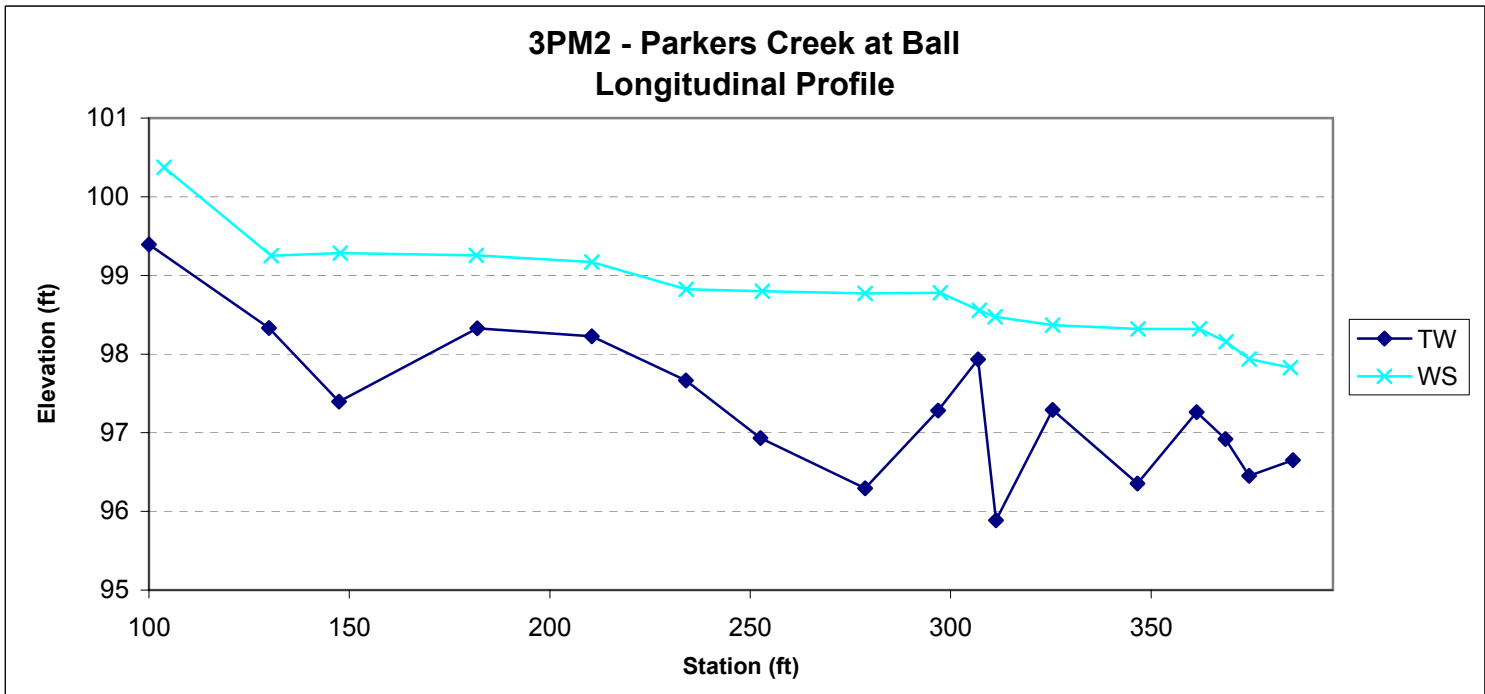
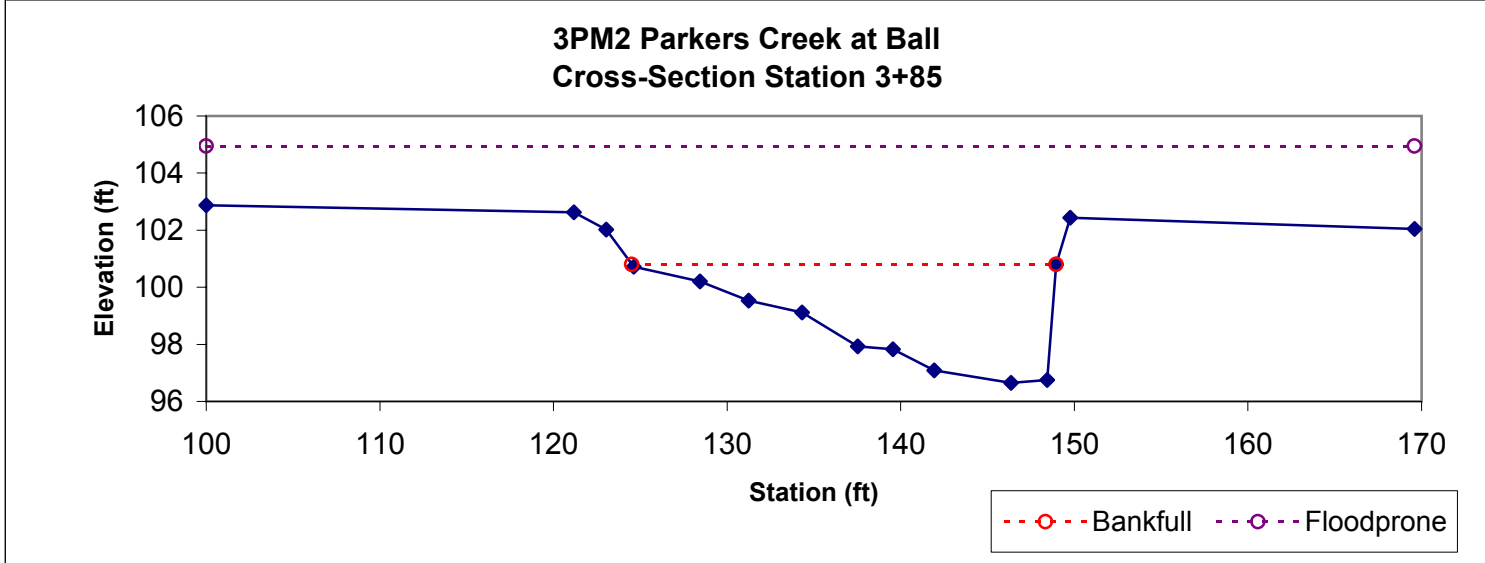
| Feature | Stream Type | BKF Area | BKF Width | BKF Depth | Max BKF Depth | W/D | BH Ratio | ER | BKF Elev | TOB Elev |
|---------|-------------|----------|-----------|-----------|---------------|-------|----------|-----|----------|----------|
| Riffle | C4 | 58.5 | 28.37 | 2.06 | 2.59 | 13.75 | 1.6 | 2.4 | 101.98 | 103.56 |



| Feature | Stream Type | BKF Area | BKF Width | BKF Depth | Max BKF Depth | W/D | BH Ratio | ER | BKF Elev | TOB Elev |
|---------|-------------|----------|-----------|-----------|---------------|-------|----------|-----|----------|----------|
| Pool | | 64.2 | 34.56 | 1.86 | 3.57 | 18.59 | 1.7 | 2.6 | 100.5 | 103.12 |

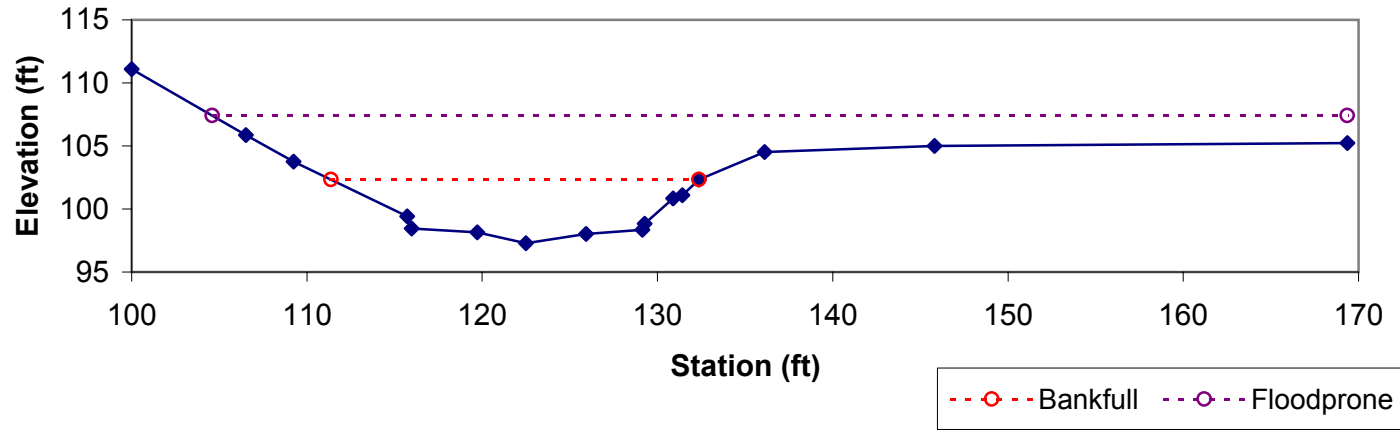


| Feature | Stream Type | BKF Area | BKF Width | BKF Depth | Max BKF Depth | W/D | BH Ratio | ER | BKF Elev | TOB Elev |
|---------|-------------|----------|-----------|-----------|---------------|-------|----------|-----|----------|----------|
| Riffle | E4 | 56.6 | 24.44 | 2.32 | 4.15 | 10.54 | 1.4 | 2.8 | 100.8 | 102.44 |



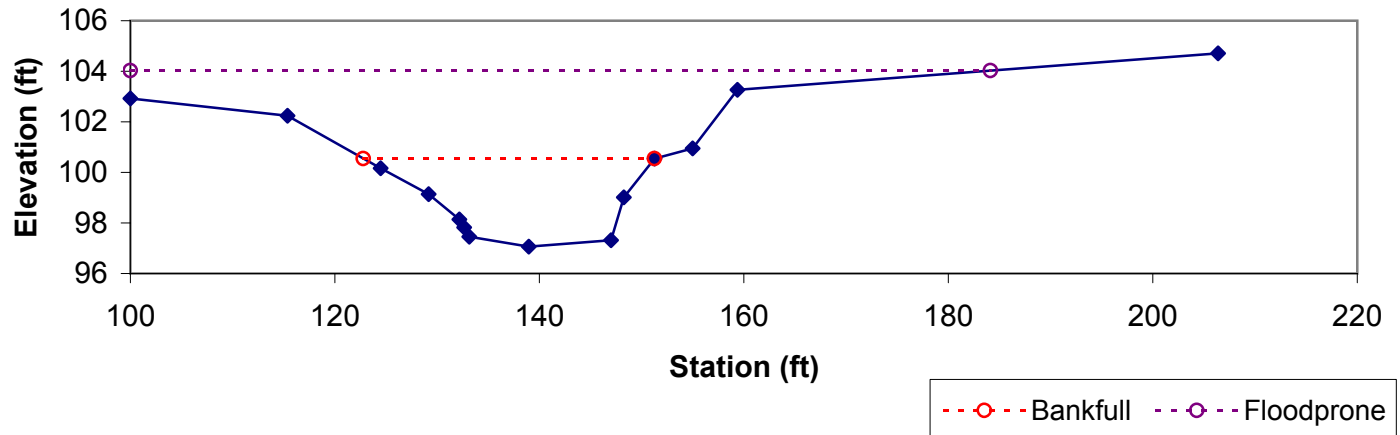
| Feature | Stream Type | BKF Area | BKF Width | BKF Depth | Max BKF Depth | W/D | BH Ratio | ER | BKF Elev | TOB Elev |
|---------|-------------|----------|-----------|-----------|---------------|------|----------|-----|----------|----------|
| Riffle | E4 | 70.4 | 21 | 3.35 | 5.06 | 6.26 | 1.4 | 3.1 | 102.34 | 104.52 |

**3PM3 Parkers Creek off Thomas Sneed
Cross-Section Station 2+42**



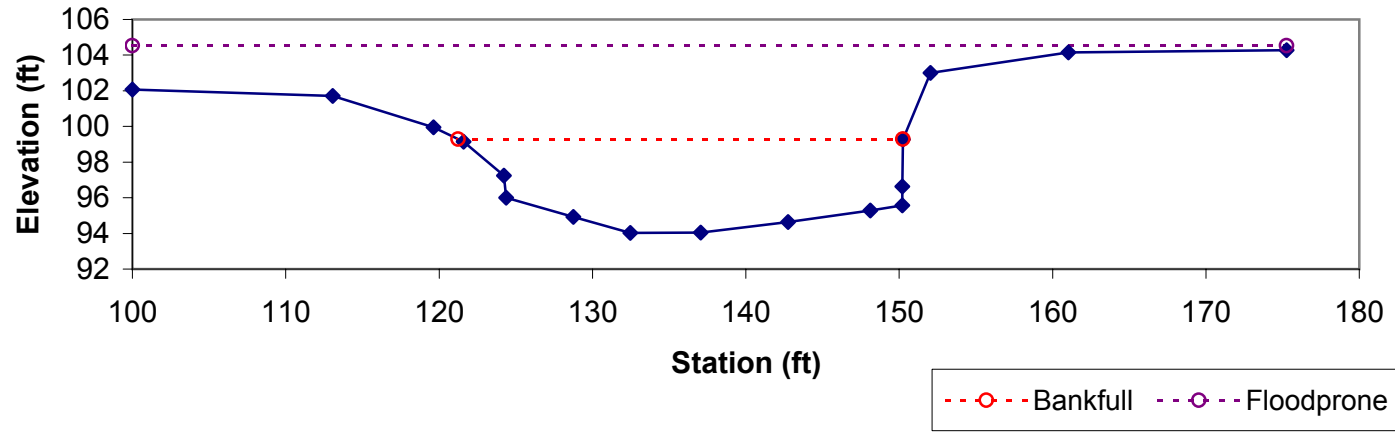
| Feature | Stream Type | BKF Area | BKF Width | BKF Depth | Max BKF Depth | W/D | BH Ratio | ER | BKF Elev | TOB Elev |
|---------|-------------|----------|-----------|-----------|---------------|------|----------|----|----------|----------|
| Riffle | E4 | 64.4 | 28.48 | 2.26 | 3.49 | 12.6 | 1.5 | 3 | 100.54 | 102.25 |

**3PM3 Parkers Creek off Thomas Sneed
Cross-Section Station 6+17**

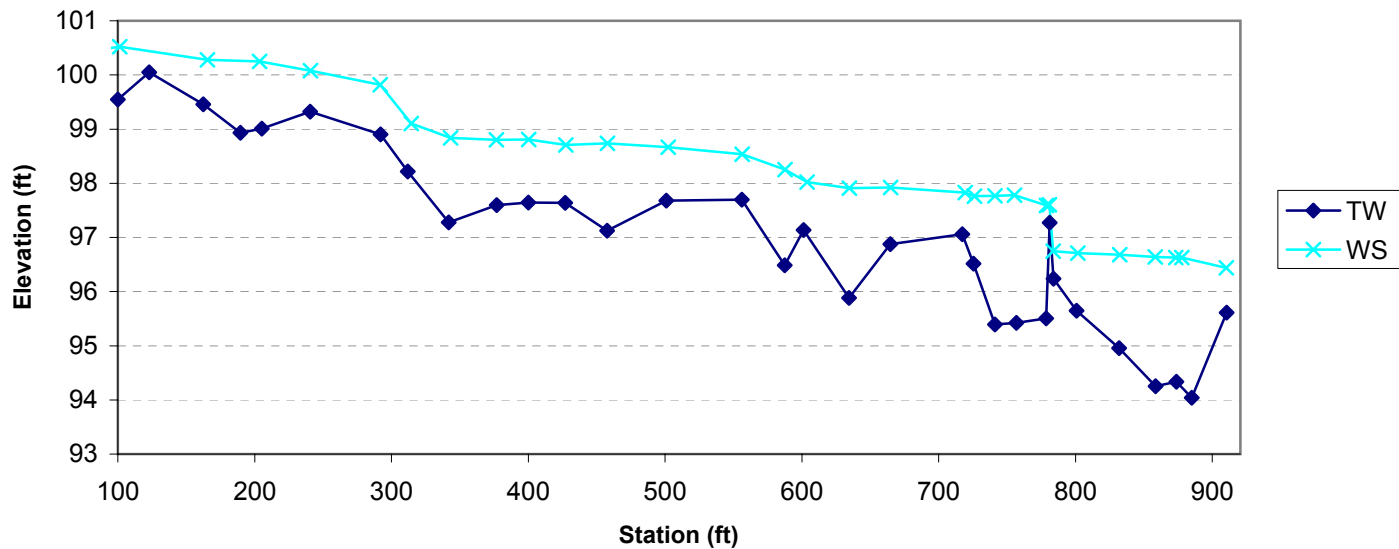


| Feature | Stream Type | BKF Area | BKF Width | BKF Depth | Max BKF Depth | W/D | BH Ratio | ER | BKF Elev | TOB Elev |
|---------|-------------|----------|-----------|-----------|---------------|------|----------|-----|----------|----------|
| Pool | | 121.3 | 28.99 | 4.18 | 5.25 | 6.93 | 1.5 | 2.6 | 99.28 | 101.7 |

**3PM3 Parkers Creek off Thomas Sneed
Cross-Section Station 7+86**

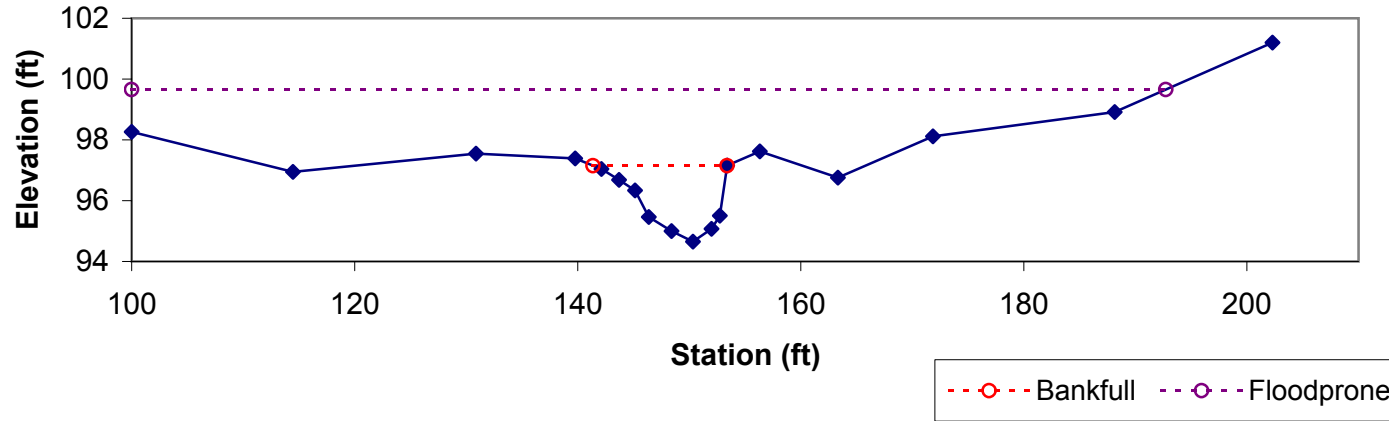


**3PM3 Parkers Creek off Thomas Sneed
Longitudinal Profile**



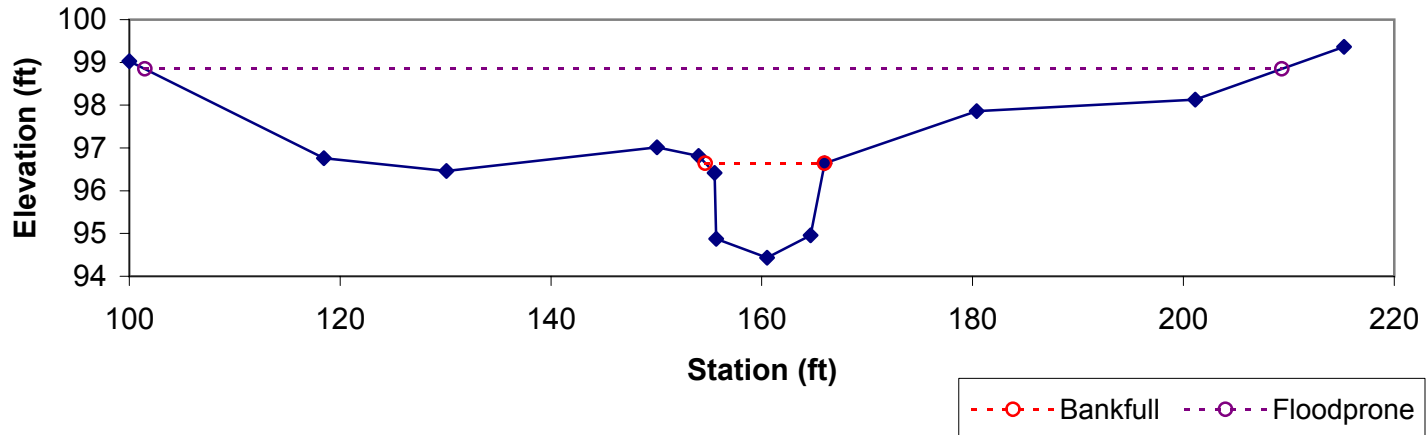
| Feature | Stream Type | BKF Area | BKF Width | BKF Depth | Max BKF Depth | W/D | BH Ratio | ER | BKF Elev | TOB Elev |
|---------|-------------|----------|-----------|-----------|---------------|------|----------|-----|----------|----------|
| Riffle | E4 | 17.1 | 12.04 | 1.42 | 2.5 | 8.47 | 1 | 7.7 | 97.15 | 97.04 |

**3UAT16 Un-named Tributary to Avents Creek at Revel
Cross-Section Station 2+29**



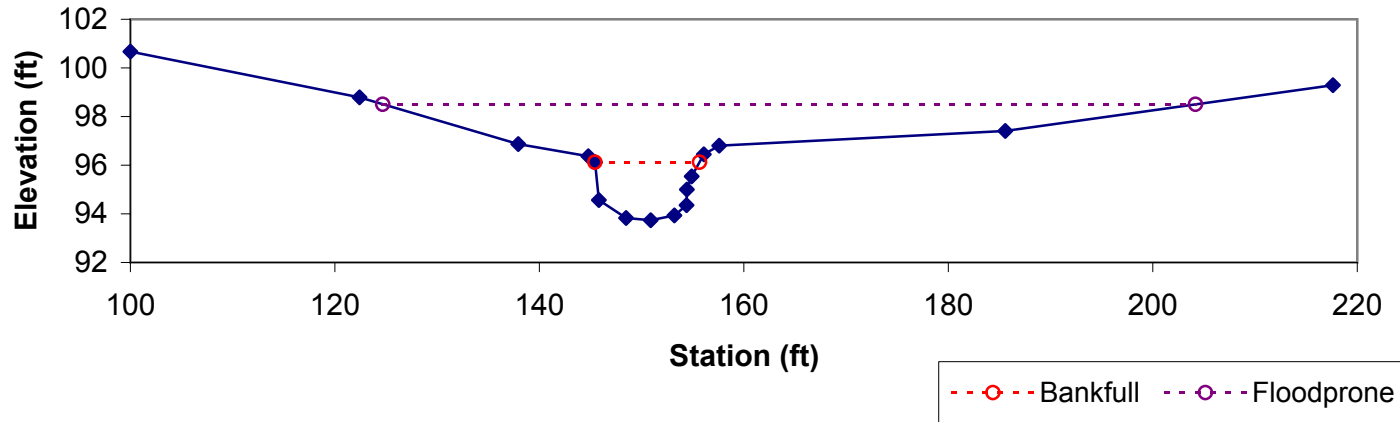
| Feature | Stream Type | BKF Area | BKF Width | BKF Depth | Max BKF Depth | W/D | BH Ratio | ER | BKF Elev | TOB Elev |
|---------|-------------|----------|-----------|-----------|---------------|------|----------|-----|----------|----------|
| Riffle | E4 | 19 | 11.32 | 1.68 | 2.2 | 6.74 | 1 | 9.5 | 96.64 | 96.64 |

**3UAT16 Un-named Tributary to Avents Creek at Revel
Cross-Section Station 2+73**

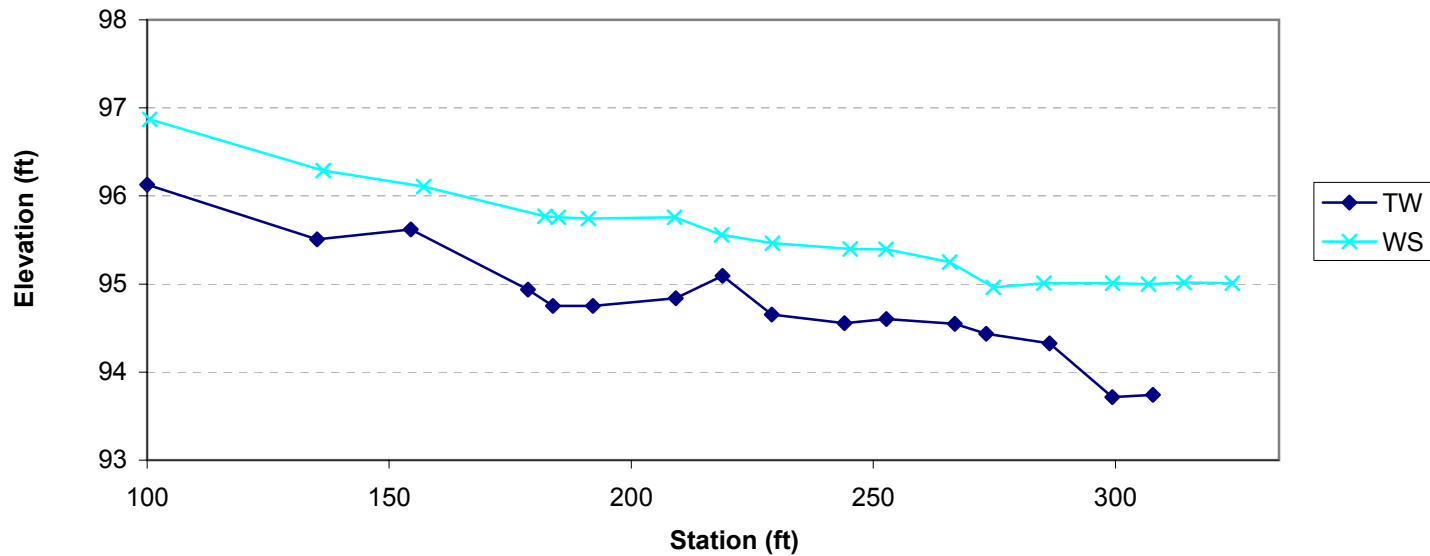


| Feature | Stream Type | BKF Area | BKF Width | BKF Depth | Max BKF Depth | W/D | BH Ratio | ER | BKF Elev | TOB Elev |
|-------------|-------------|----------|-----------|-----------|---------------|-----|----------|-----|----------|----------|
| Pool | | 19.4 | 10.22 | 1.89 | 2.38 | 5.4 | 1.1 | 7.8 | 96.12 | 96.37 |

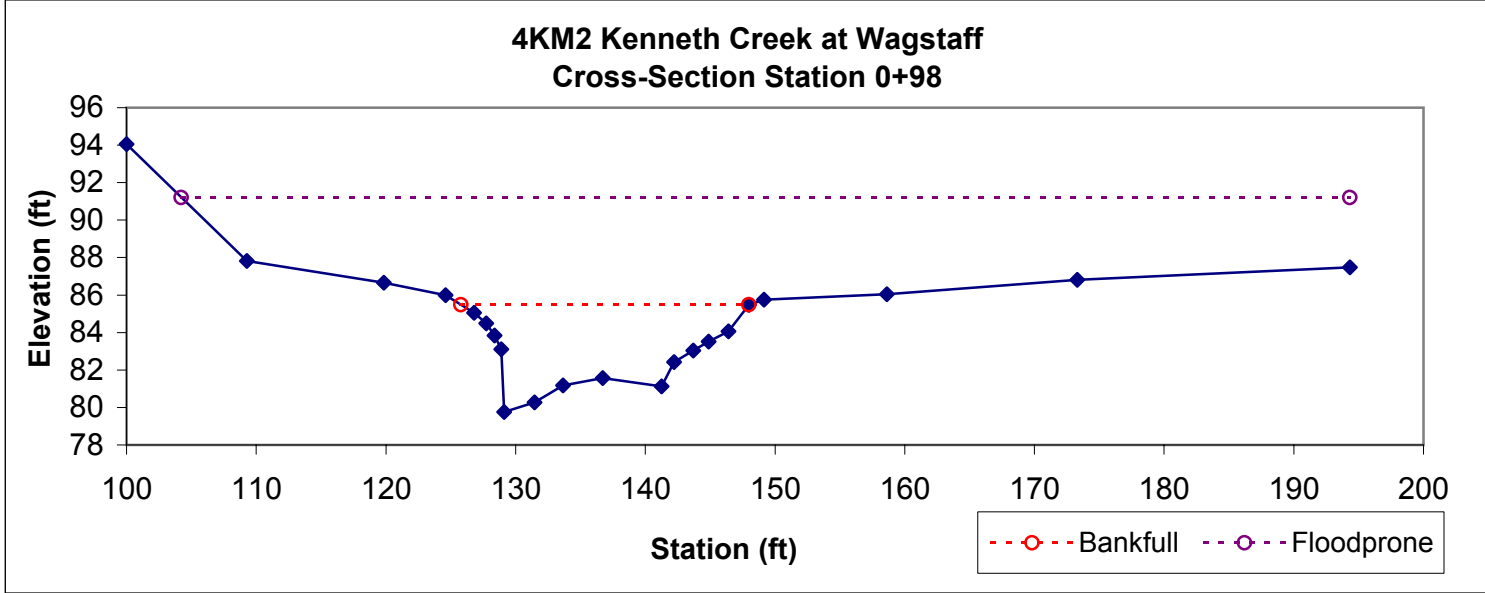
**3UAT16 Un-named Tributary to Avents Creek at Revel
Cross-Section Station 3+08**



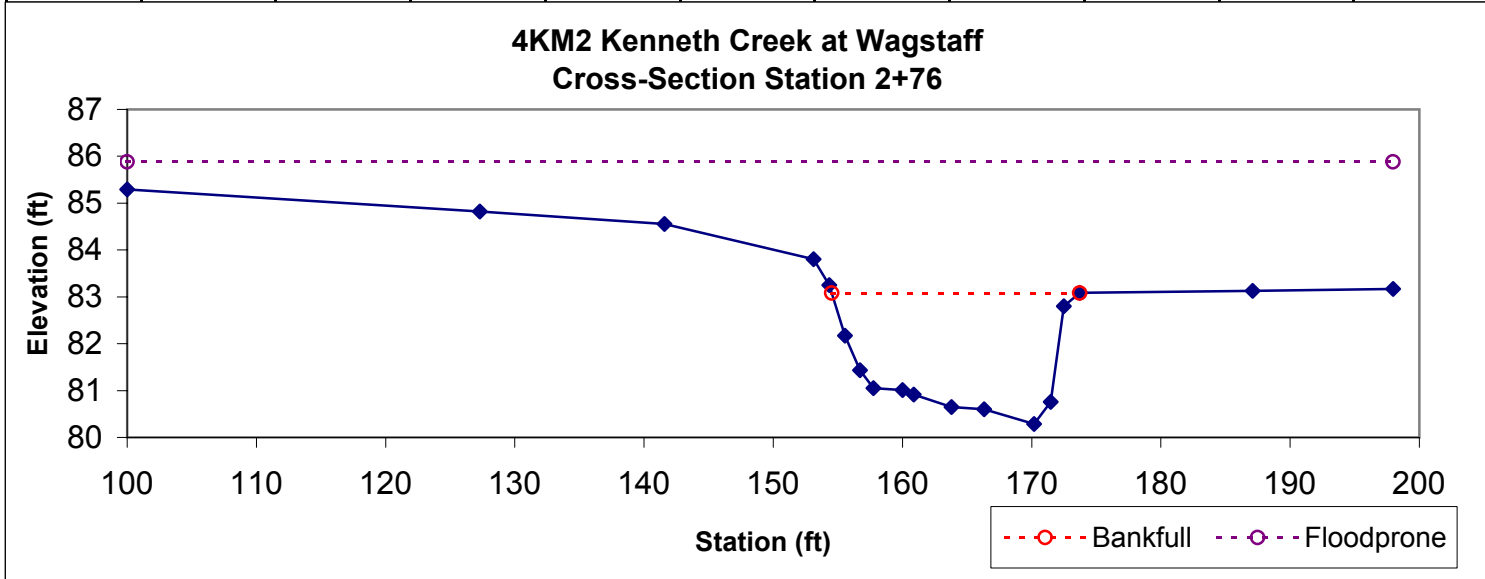
**3UAT16 Un-named Tributary to Avents Creek at Revel
Longitudinal Profile**



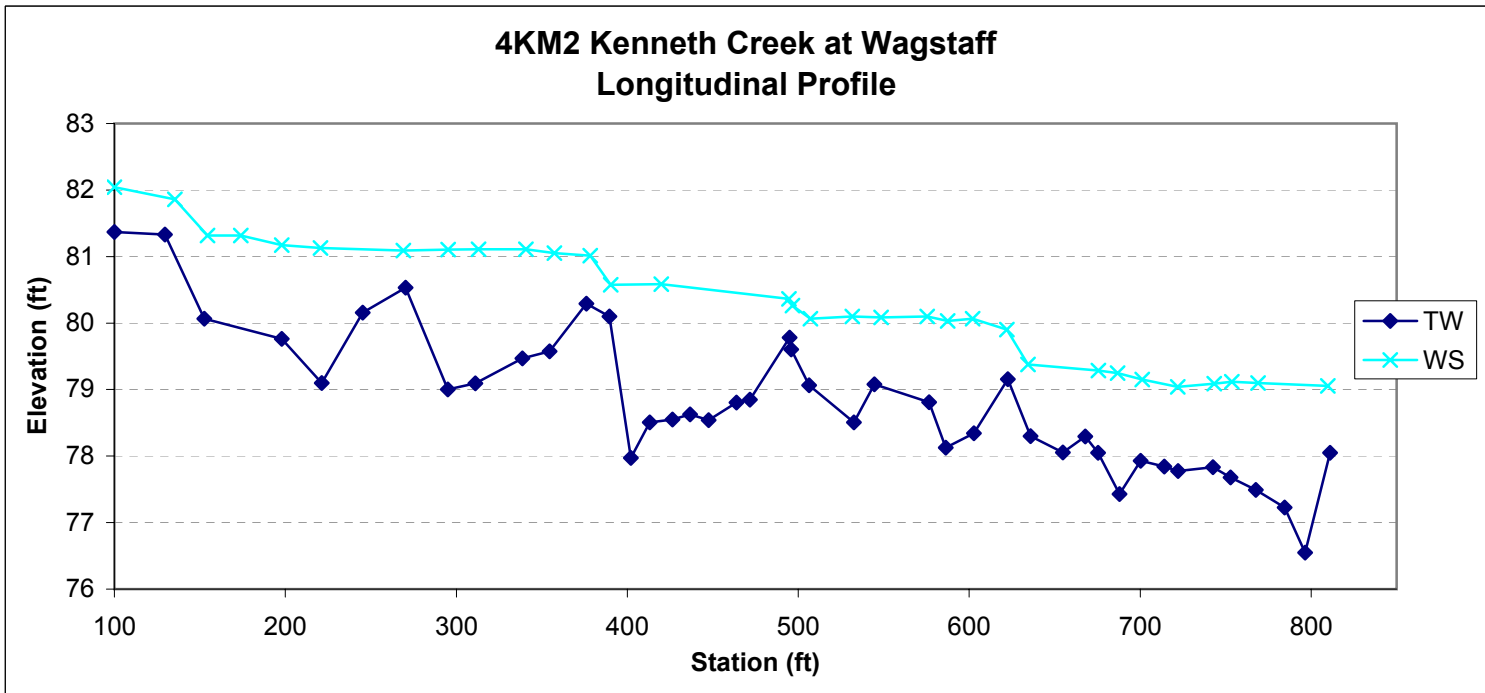
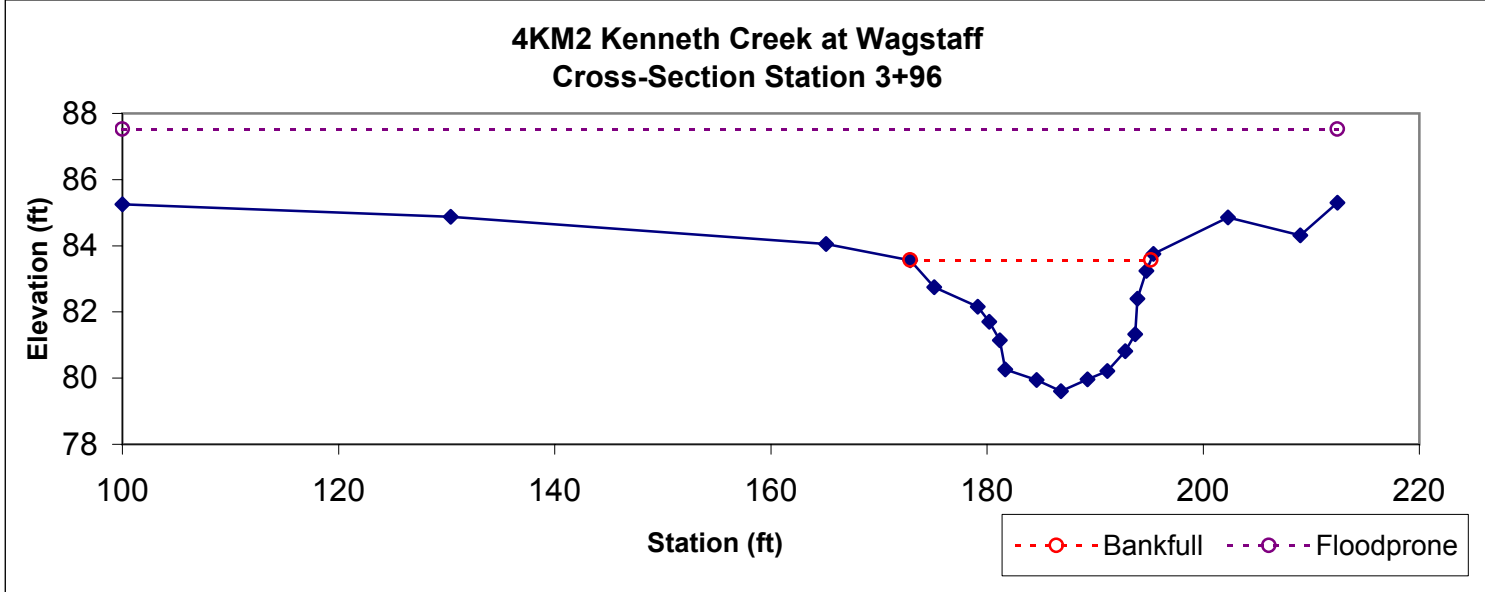
| Feature | Stream Type | BKF Area | BKF Width | BKF Depth | Max BKF Depth | W/D | BH Ratio | ER | BKF Elev | TOB Elev |
|-------------|-------------|----------|-----------|-----------|---------------|------|----------|-----|----------|----------|
| Pool | | 72.3 | 22.2 | 3.26 | 5.72 | 6.82 | 1 | 4.1 | 85.48 | 85.75 |



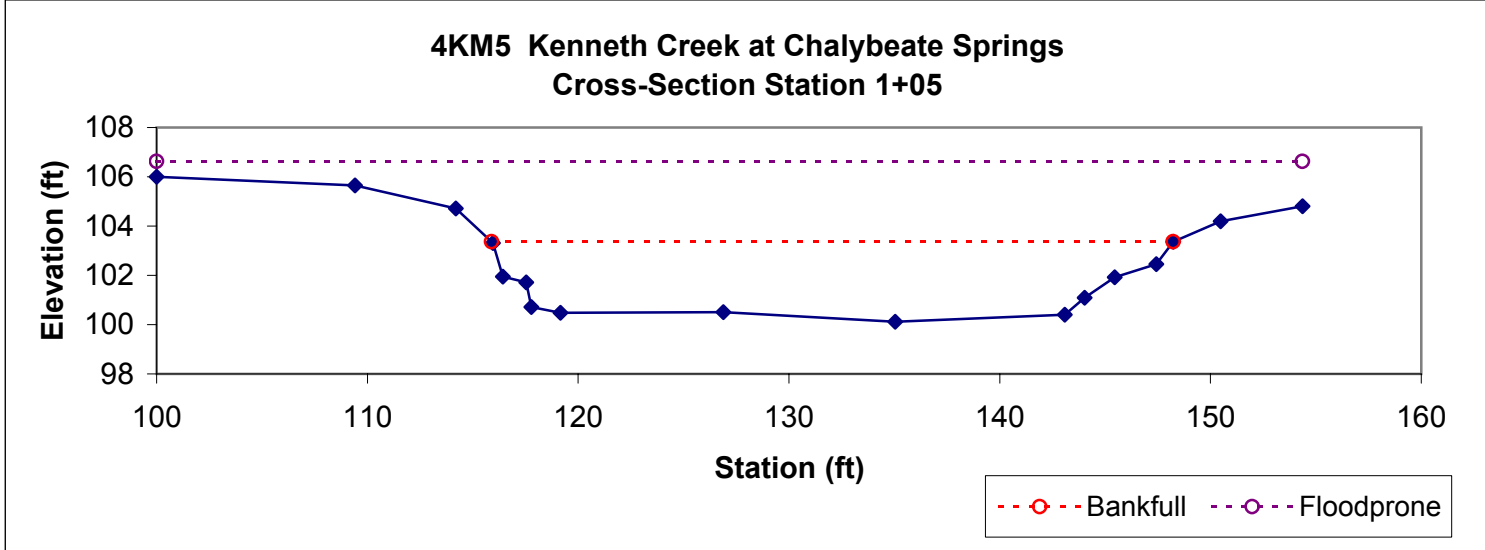
| Feature | Stream Type | BKF Area | BKF Width | BKF Depth | Max BKF Depth | W/D | BH Ratio | ER | BKF Elev | TOB Elev |
|---------------|-------------|----------|-----------|-----------|---------------|------|----------|-----|----------|----------|
| Riffle | E4 | 38.3 | 19.2 | 1.99 | 2.79 | 9.63 | 1 | 5.1 | 83.08 | 83.08 |



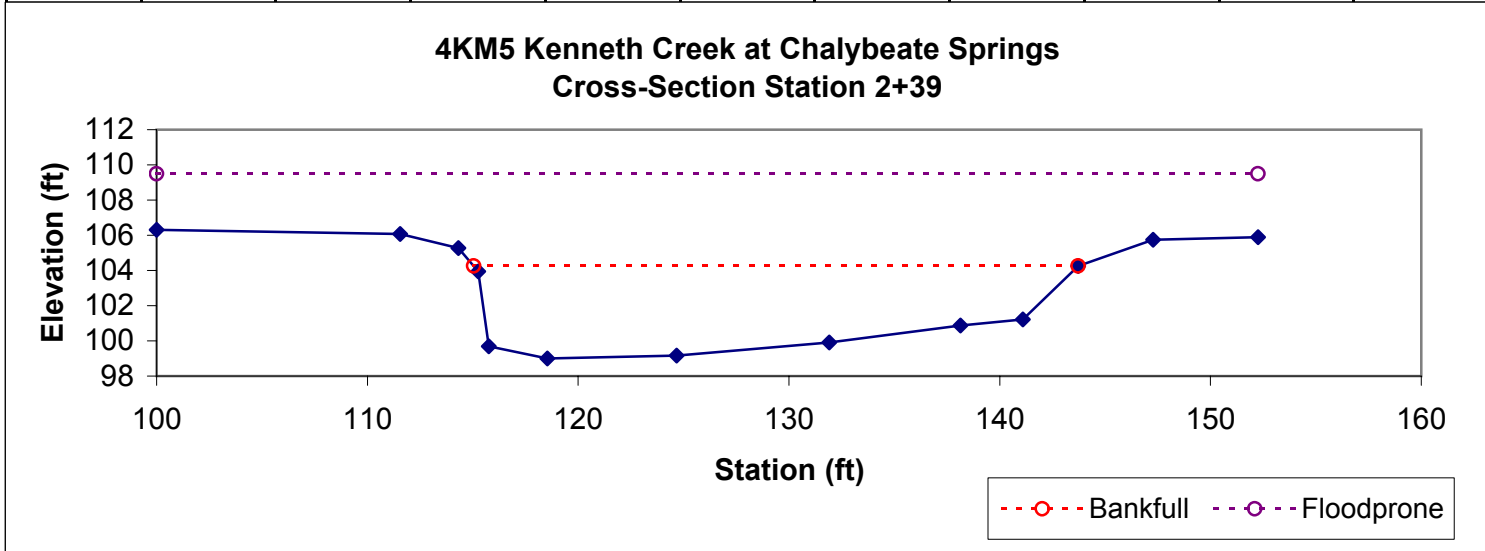
| Feature | Stream Type | BKF Area | BKF Width | BKF Depth | Max BKF Depth | W/D | BH Ratio | ER | BKF Elev | TOB Elev |
|---------|-------------|----------|-----------|-----------|---------------|------|----------|----|----------|----------|
| Riffle | E4 | 53.2 | 22.26 | 2.39 | 3.96 | 9.31 | 1 | 5 | 83.57 | 83.57 |



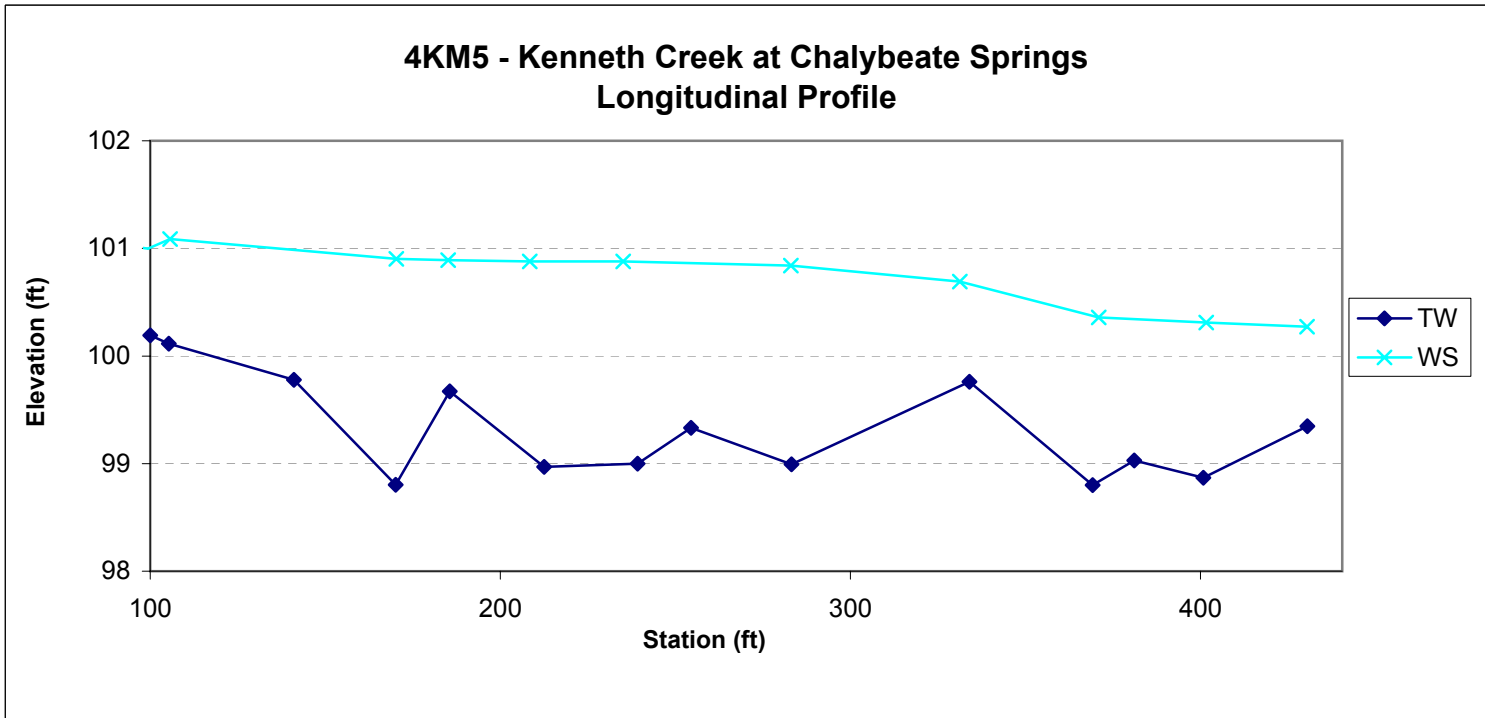
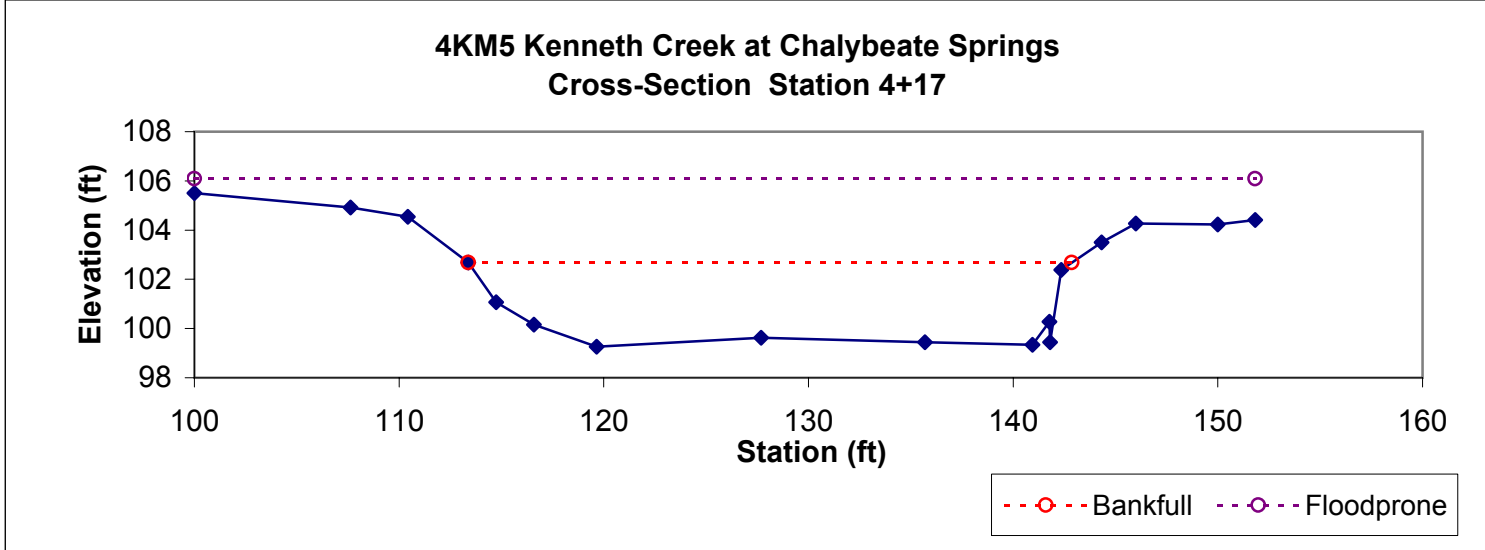
| Feature | Stream Type | BKF Area | BKF Width | BKF Depth | Max BKF Depth | W/D | BH Ratio | ER | BKF Elev | TOB Elev |
|---------------|-------------|----------|-----------|-----------|---------------|------|----------|-----|----------|----------|
| Riffle | E4 | 86.4 | 32.34 | 2.67 | 3.25 | 12.1 | 1.3 | 1.7 | 103.37 | 104.2 |



| Feature | Stream Type | BKF Area | BKF Width | BKF Depth | Max BKF Depth | W/D | BH Ratio | ER | BKF Elev | TOB Elev |
|-------------|-------------|----------|-----------|-----------|---------------|------|----------|-----|----------|----------|
| Pool | | 118.2 | 28.69 | 4.12 | 5.25 | 6.97 | 1.2 | 1.8 | 104.25 | 105.28 |

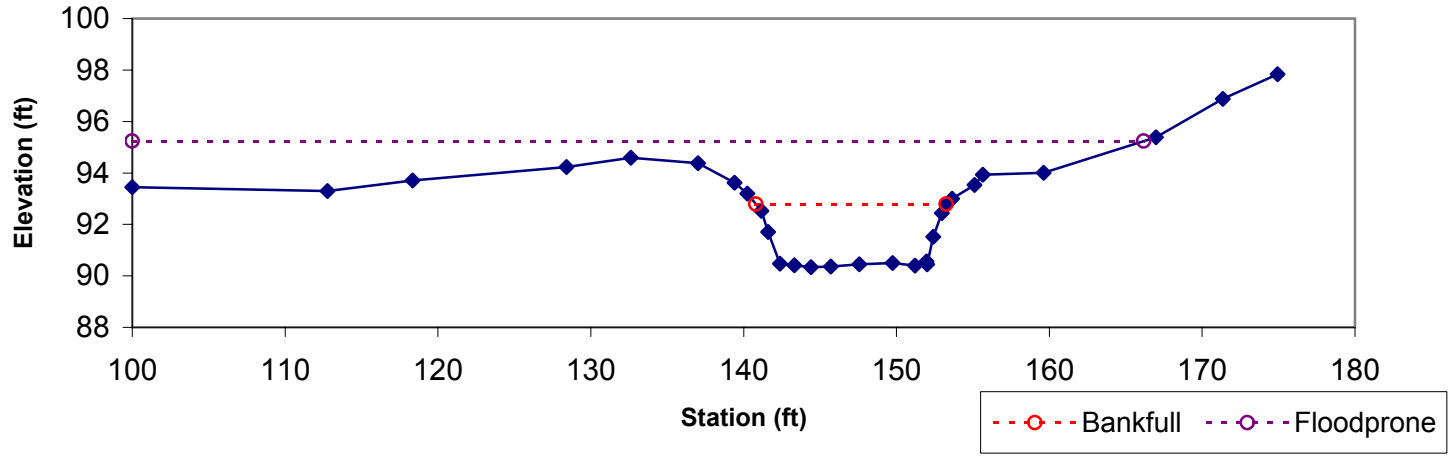


| Feature | Stream Type | BKF Area | BKF Width | BKF Depth | Max BKF Depth | W/D | BH Ratio | ER | BKF Elev | TOB Elev |
|---------|-------------|----------|-----------|-----------|---------------|-------|----------|-----|----------|----------|
| Riffle | E4 | 85.9 | 29.49 | 2.91 | 3.41 | 10.12 | 1.5 | 1.8 | 102.68 | 104.27 |



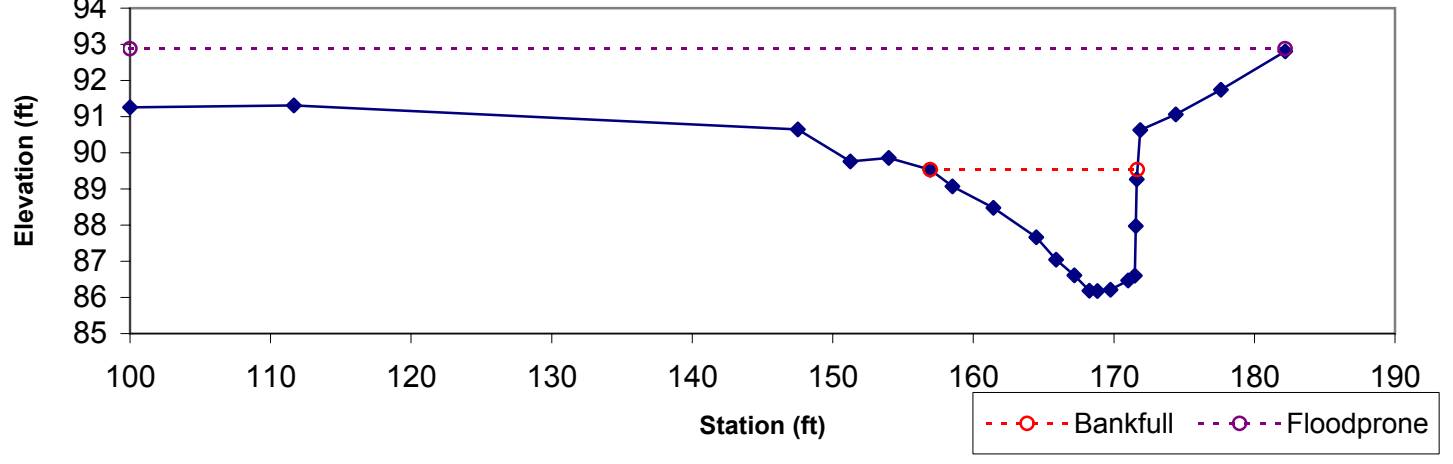
| Feature | Stream Type | BKF Area | BKF Width | BKF Depth | Max BKF Depth | W/D | BH Ratio | ER | BKF Elev | TOB Elev |
|---------------|-------------|----------|-----------|-----------|---------------|------|----------|-----|----------|----------|
| Riffle | E4 | 25.6 | 12.45 | 2.06 | 2.45 | 6.05 | 1.3 | 5.3 | 92.79 | 93.63 |

**4KT13 Un-named Tributary to Kenneth Creek at Wagstaff
Cross-Section Station 1+00**

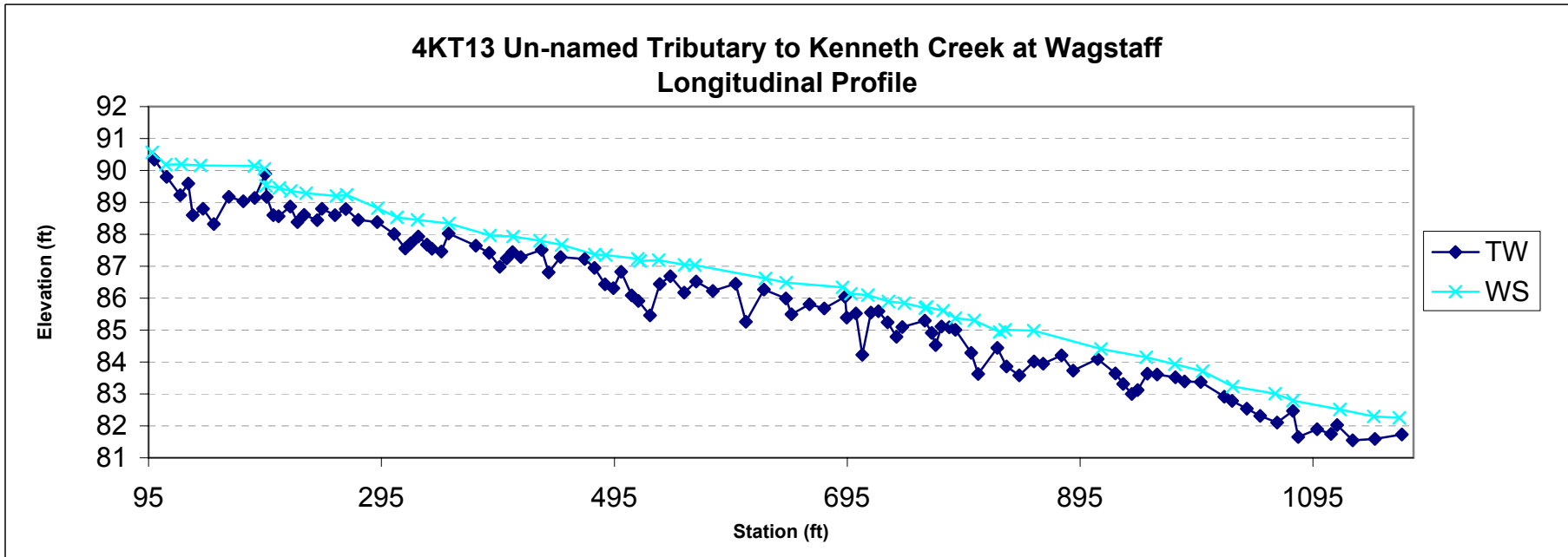
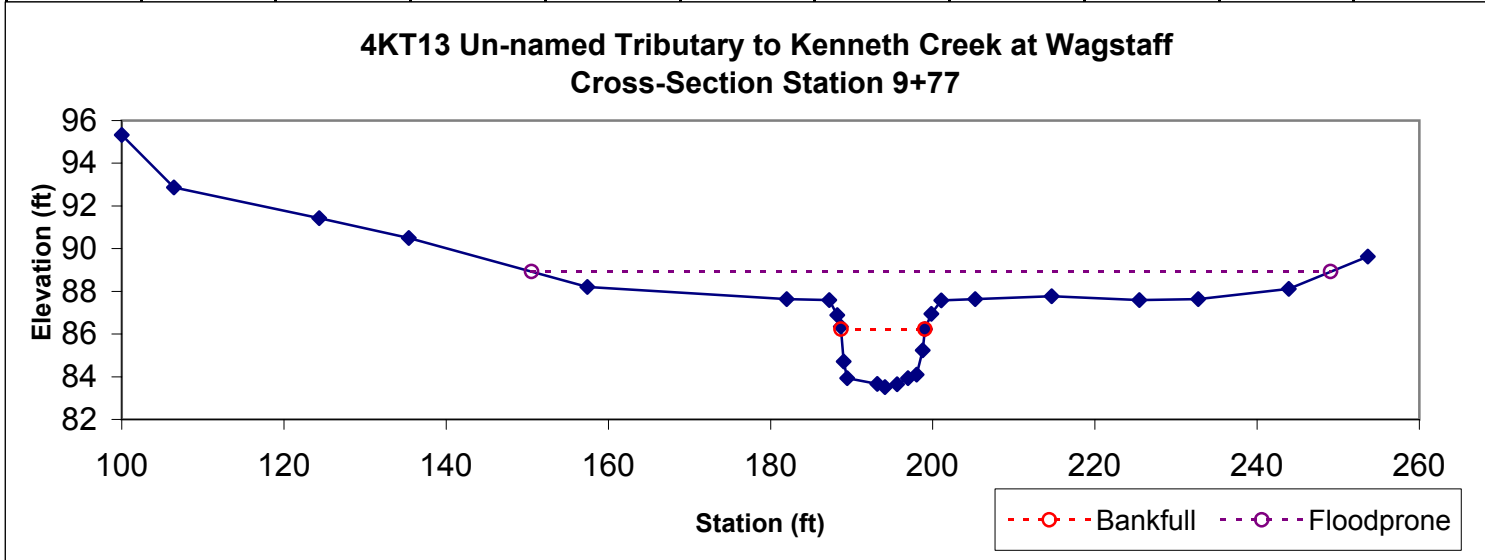


| Feature | Stream Type | BKF Area | BKF Width | BKF Depth | Max BKF Depth | W/D | BH Ratio | ER | BKF Elev | TOB Elev |
|-------------|-------------|----------|-----------|-----------|---------------|------|----------|-----|----------|----------|
| Pool | | 27.6 | 14.72 | 1.88 | 3.35 | 7.85 | 1 | 5.6 | 89.53 | 89.53 |

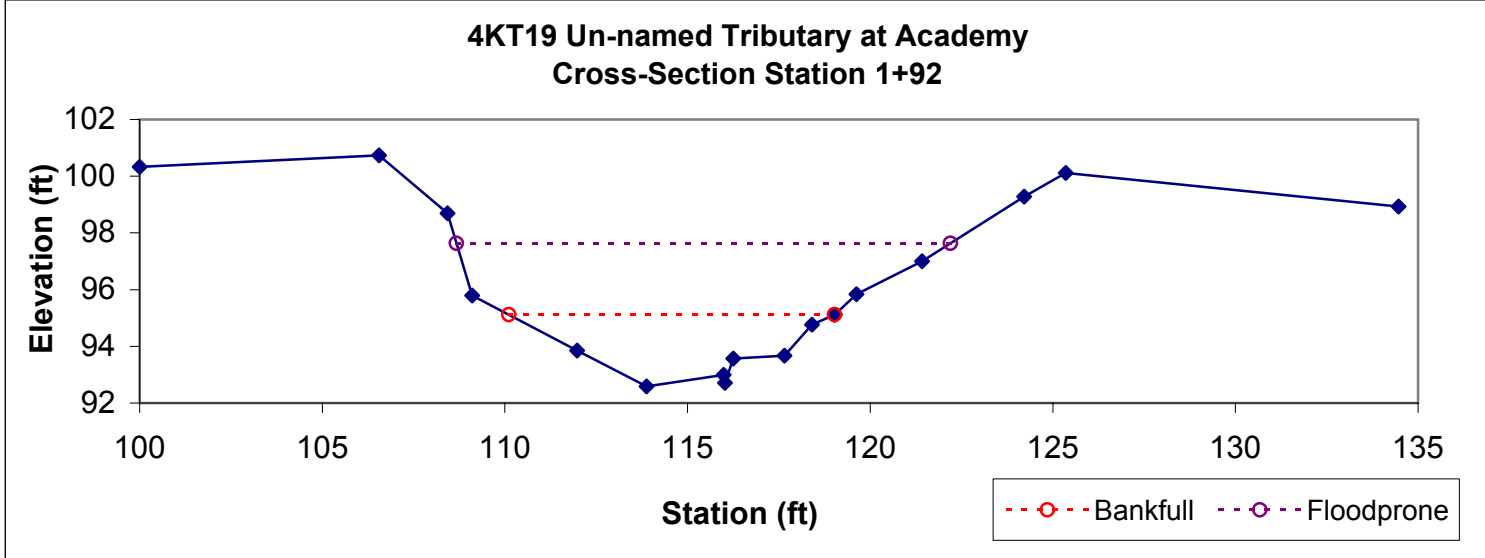
**4KT13 Un-named Tributary to Kenneth Creek at Wagstaff
Cross-Section Station 5+55**



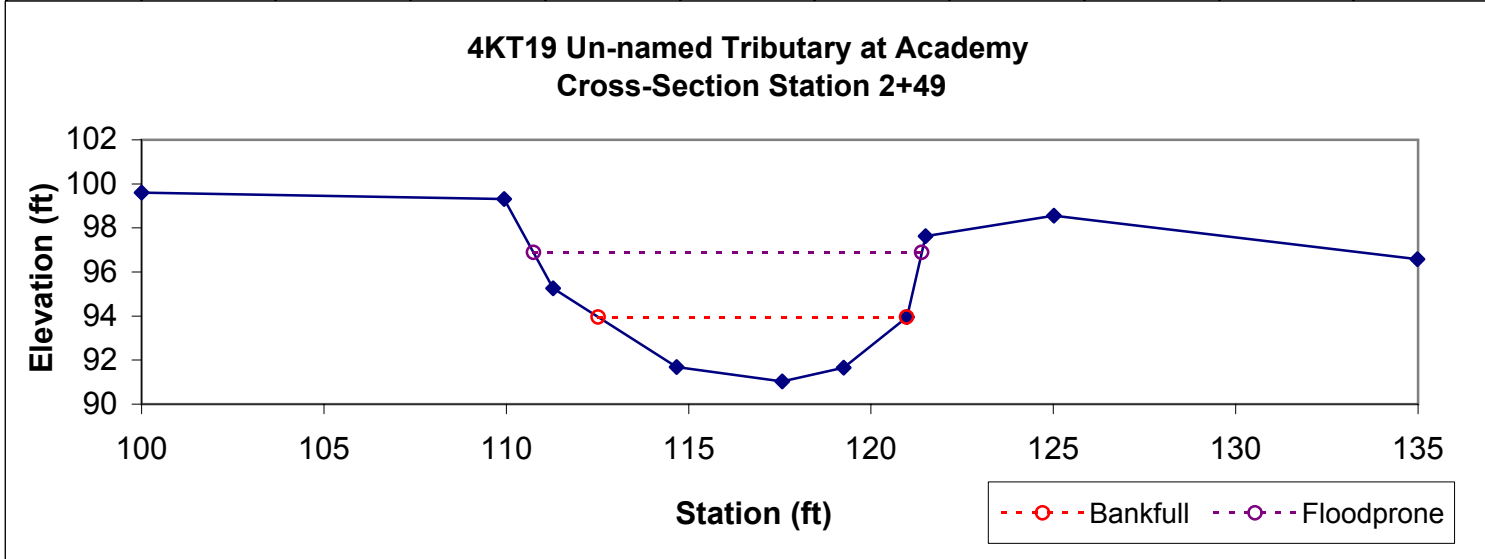
| Feature | Stream Type | BKF Area | BKF Width | BKF Depth | Max BKF Depth | W/D | BH Ratio | ER | BKF Elev | TOB Elev |
|---------|-------------|----------|-----------|-----------|---------------|------|----------|-----|----------|----------|
| Riffle | E4 | 23.4 | 10.35 | 2.26 | 2.7 | 4.57 | 1.5 | 9.5 | 86.22 | 87.6 |



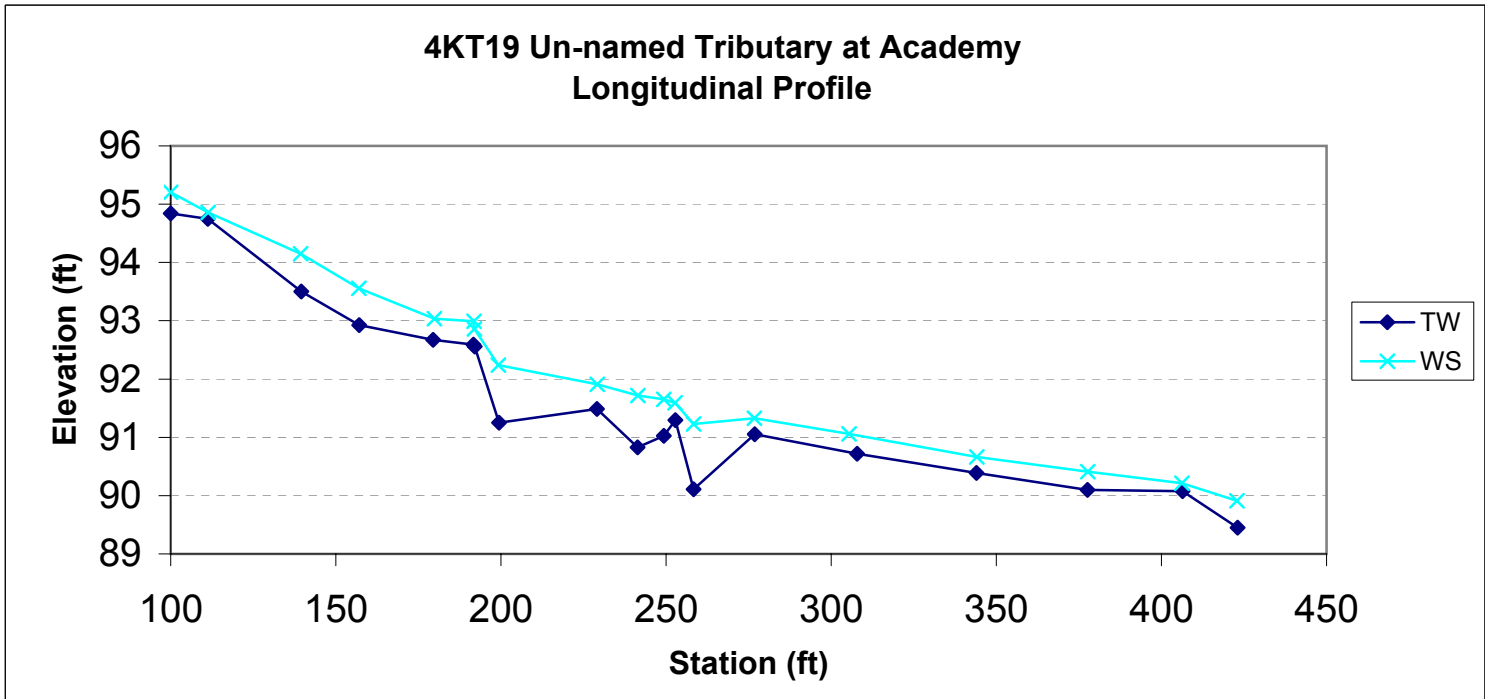
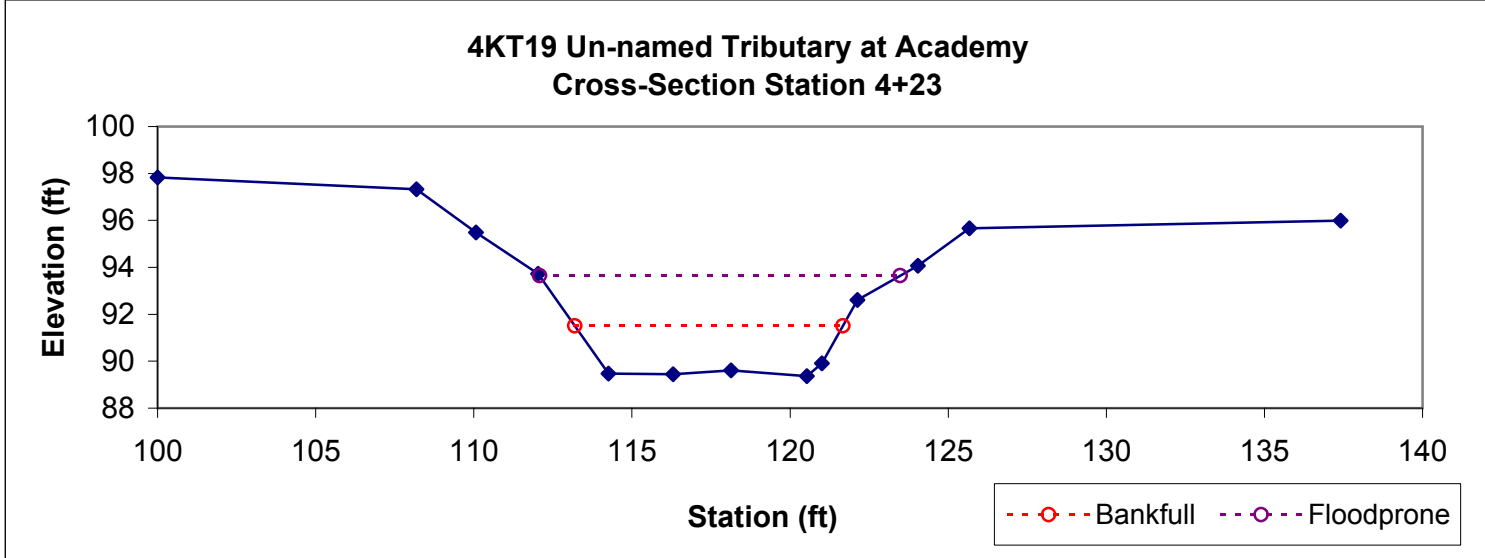
| Feature | Stream Type | BKF Area | BKF Width | BKF Depth | Max BKF Depth | W/D | BH Ratio | ER | BKF Elev | TOB Elev |
|---------|-------------|----------|-----------|-----------|---------------|------|----------|-----|----------|----------|
| Riffle | G5c | 13.1 | 8.92 | 1.46 | 2.52 | 6.09 | 3 | 1.5 | 95.11 | 100.12 |



| Feature | Stream Type | BKF Area | BKF Width | BKF Depth | Max BKF Depth | W/D | BH Ratio | ER | BKF Elev | TOB Elev |
|---------|-------------|----------|-----------|-----------|---------------|------|----------|-----|----------|----------|
| Pool | | 16.4 | 8.46 | 1.93 | 2.93 | 4.38 | 2.3 | 1.3 | 93.95 | 97.62 |

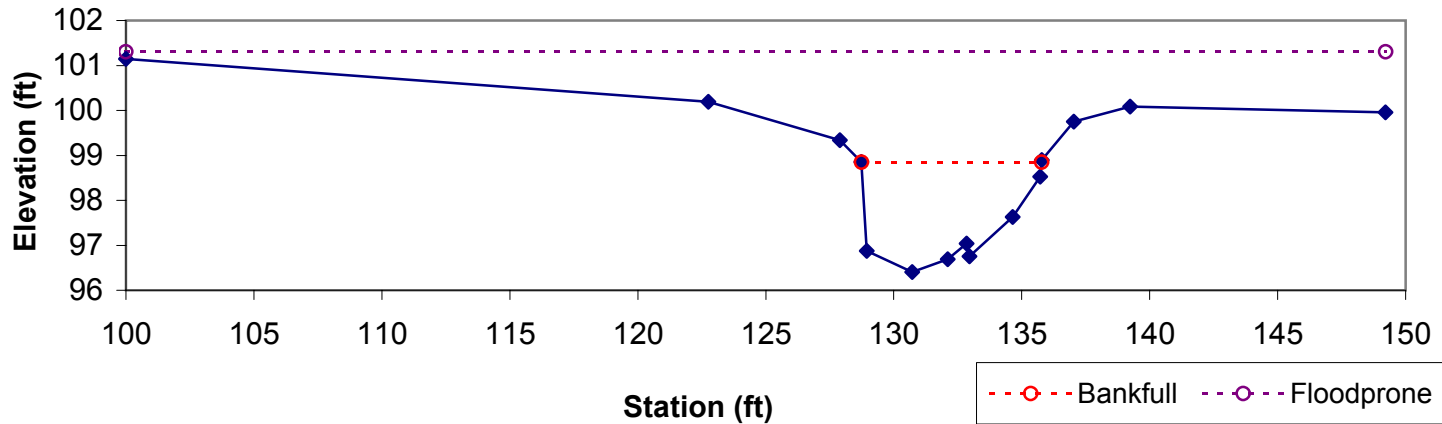


| Feature | Stream Type | BKF Area | BKF Width | BKF Depth | Max BKF Depth | W/D | BH Ratio | ER | BKF Elev | TOB Elev |
|---------|-------------|----------|-----------|-----------|---------------|------|----------|-----|----------|----------|
| Riffle | G5c | 15.1 | 8.47 | 1.78 | 2.14 | 4.75 | 2.9 | 1.3 | 91.5 | 95.67 |



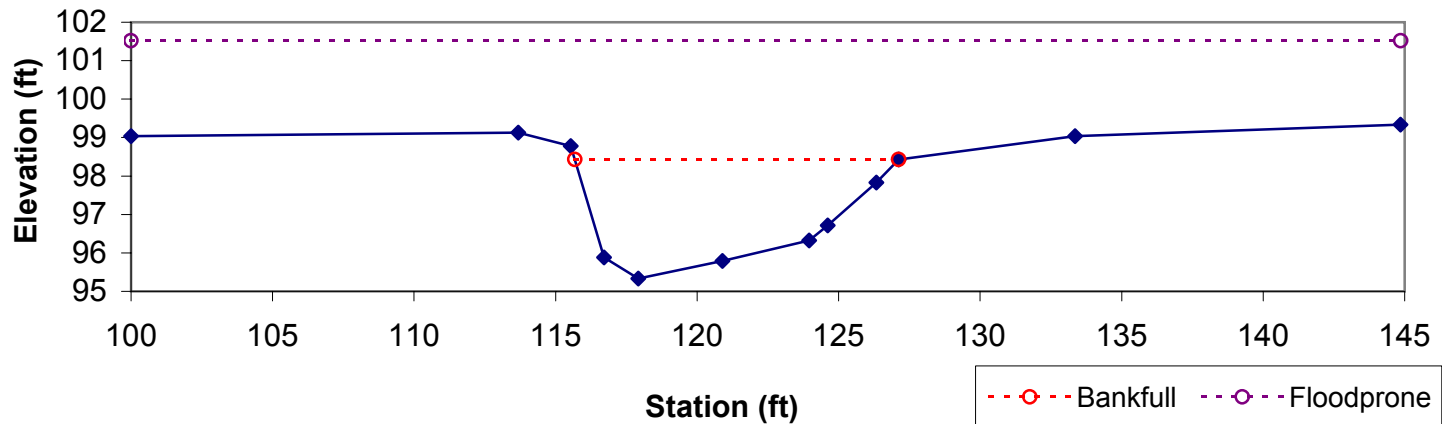
| Feature | Stream Type | BKF Area | BKF Width | BKF Depth | Max BKF Depth | W/D | BH Ratio | ER | BKF Elev | TOB Elev |
|---------|-------------|----------|-----------|-----------|---------------|------|----------|----|----------|----------|
| Riffle | E5 | 12.7 | 7.04 | 1.8 | 2.45 | 3.91 | 1.2 | >7 | 98.85 | 99.34 |

**4KT19T1 Un-named Tributary to Kenneth Creek at Wade
Cross-Section Station 1+43**

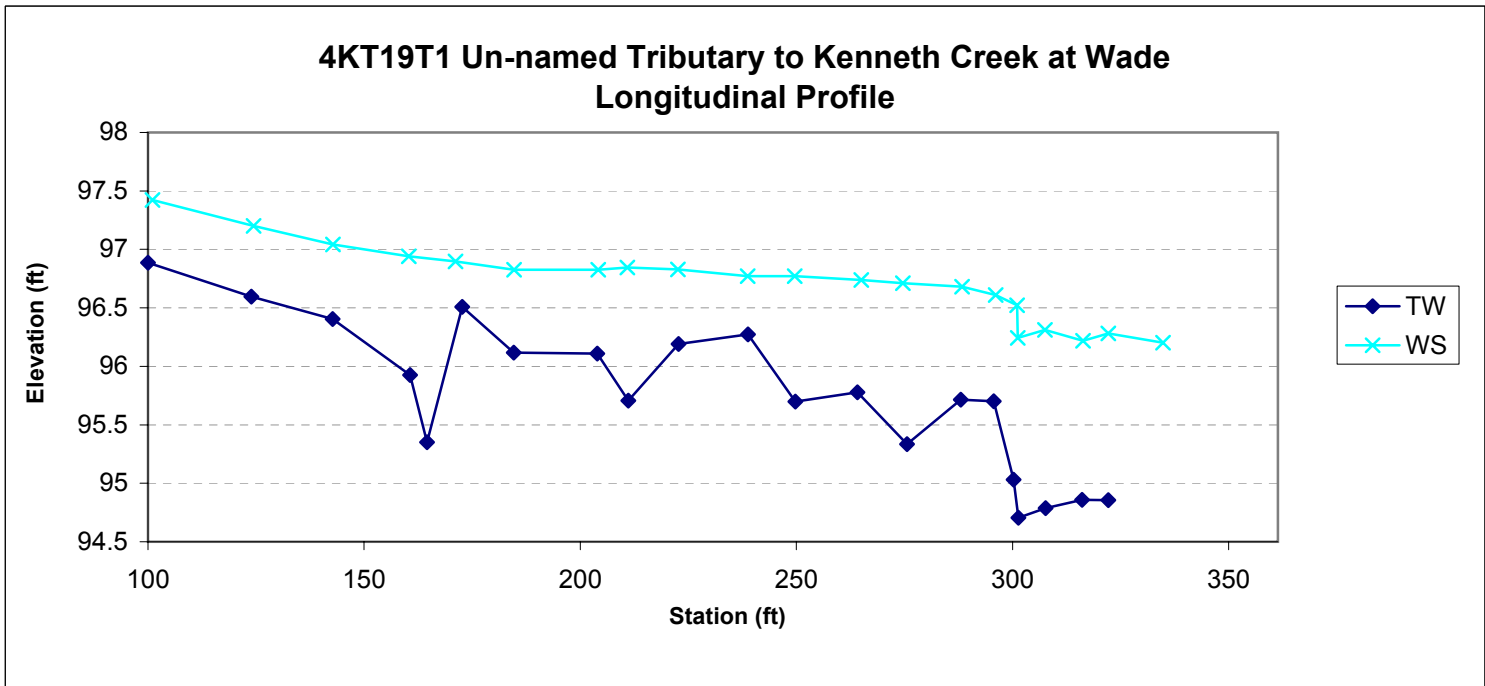
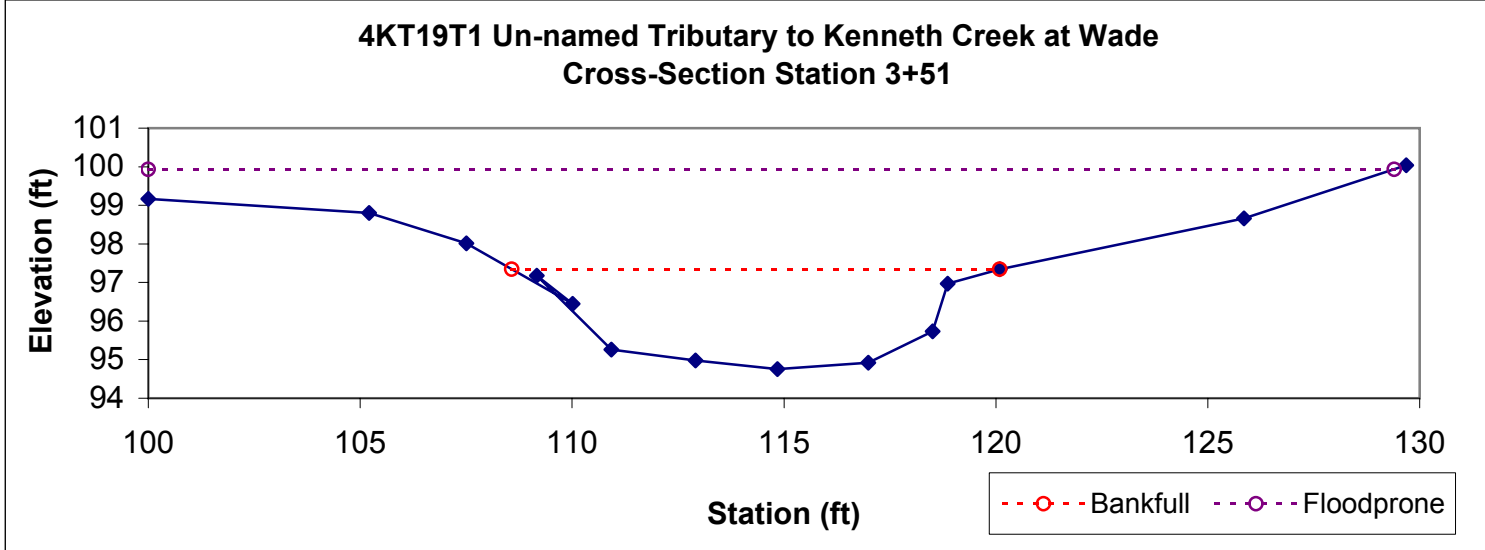


| Feature | Stream Type | BKF Area | BKF Width | BKF Depth | Max BKF Depth | W/D | BH Ratio | ER | BKF Elev | TOB Elev |
|---------|-------------|----------|-----------|-----------|---------------|------|----------|-----|----------|----------|
| Pool | | 24 | 11.44 | 2.1 | 3.09 | 5.46 | 1 | 3.9 | 98.43 | 98.43 |

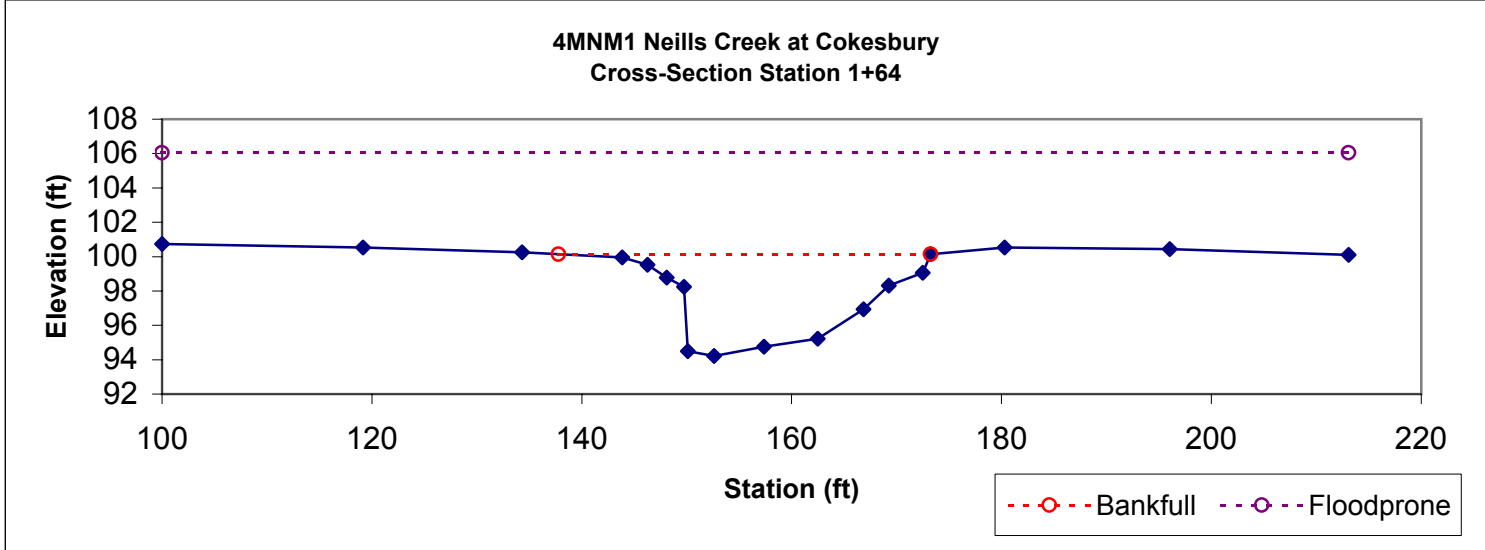
**4KT19T1 Un-named Tributary to Kenneth Creek at Wade
Cross-Section Station 2+76**



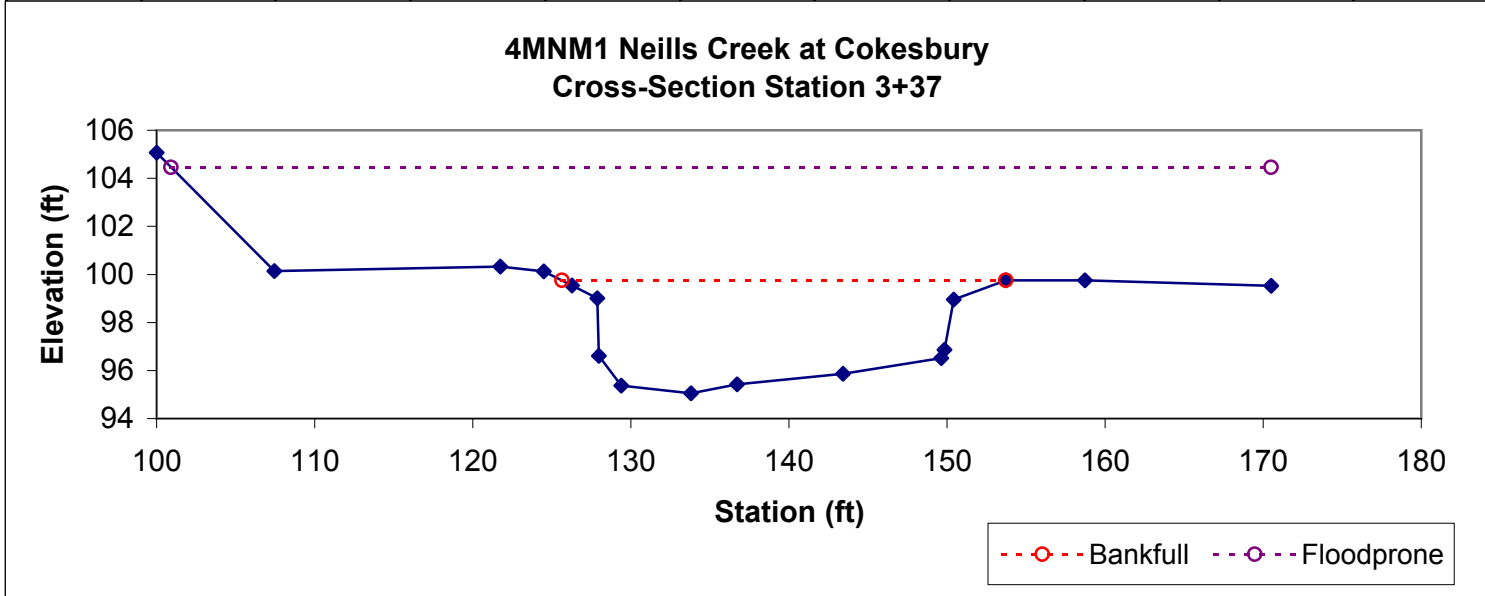
| Feature | Stream Type | BKF Area | BKF Width | BKF Depth | Max BKF Depth | W/D | BH Ratio | ER | BKF Elev | TOB Elev |
|---------|-------------|----------|-----------|-----------|---------------|-----|----------|------|----------|----------|
| Riffle | E5 | 20.4 | 11.52 | 1.77 | 2.59 | 6.5 | 1.3 | >2.6 | 97.34 | 98.01 |



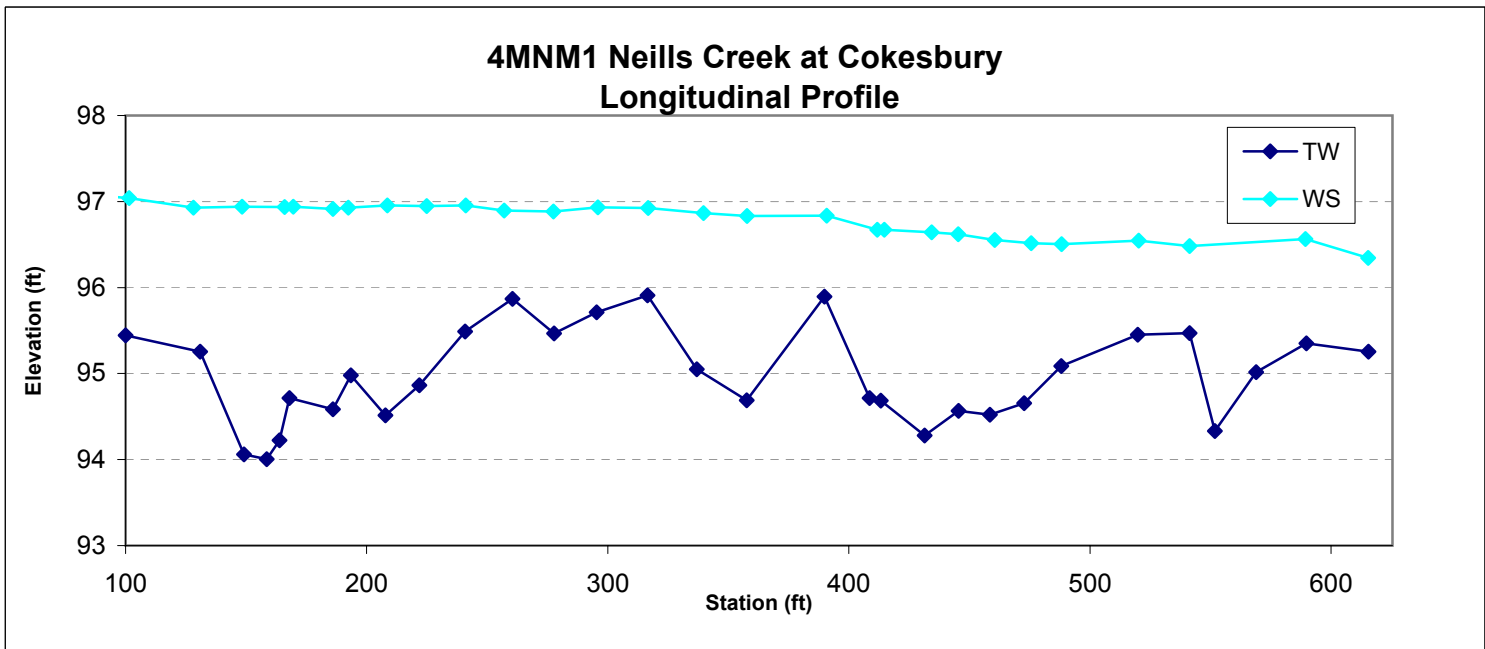
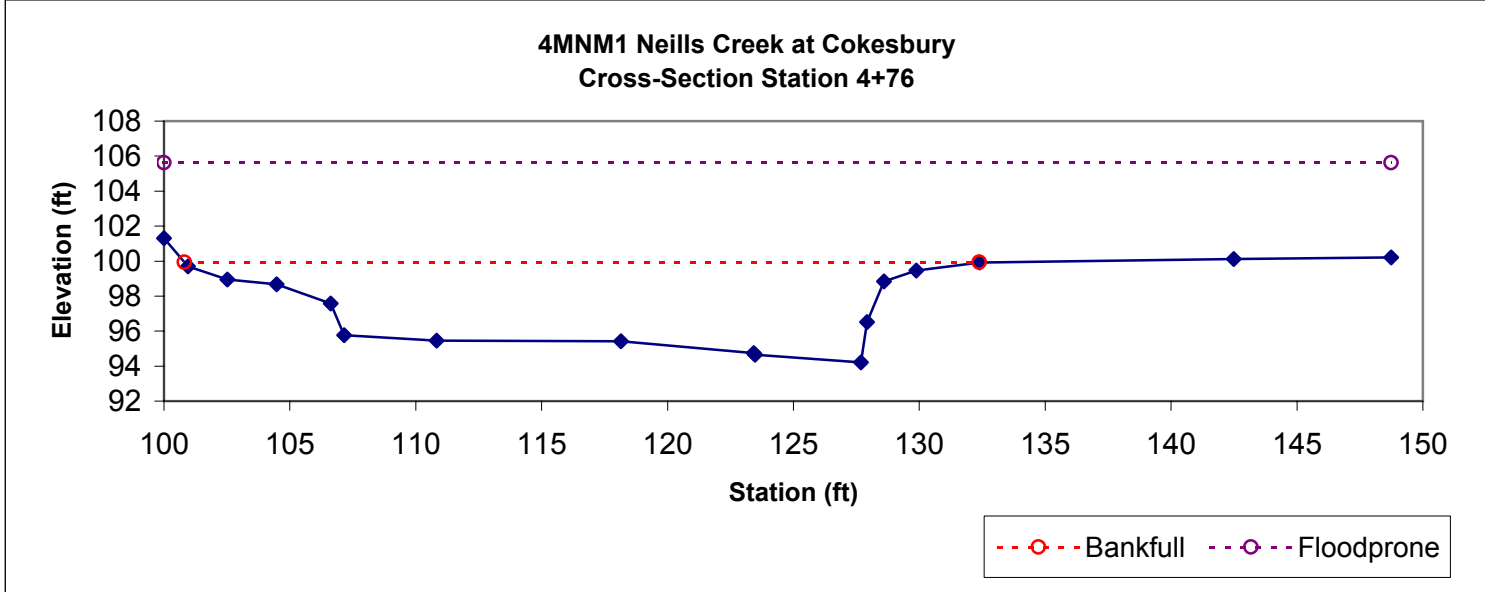
| Feature | Stream Type | BKF Area | BKF Width | BKF Depth | Max BKF Depth | W/D | BH Ratio | ER | BKF Elev | TOB Elev |
|-------------|-------------|----------|-----------|-----------|---------------|-------|----------|-----|----------|----------|
| Pool | | 104 | 35.46 | 2.93 | 5.91 | 12.09 | 1 | 3.2 | 100.14 | 100.14 |



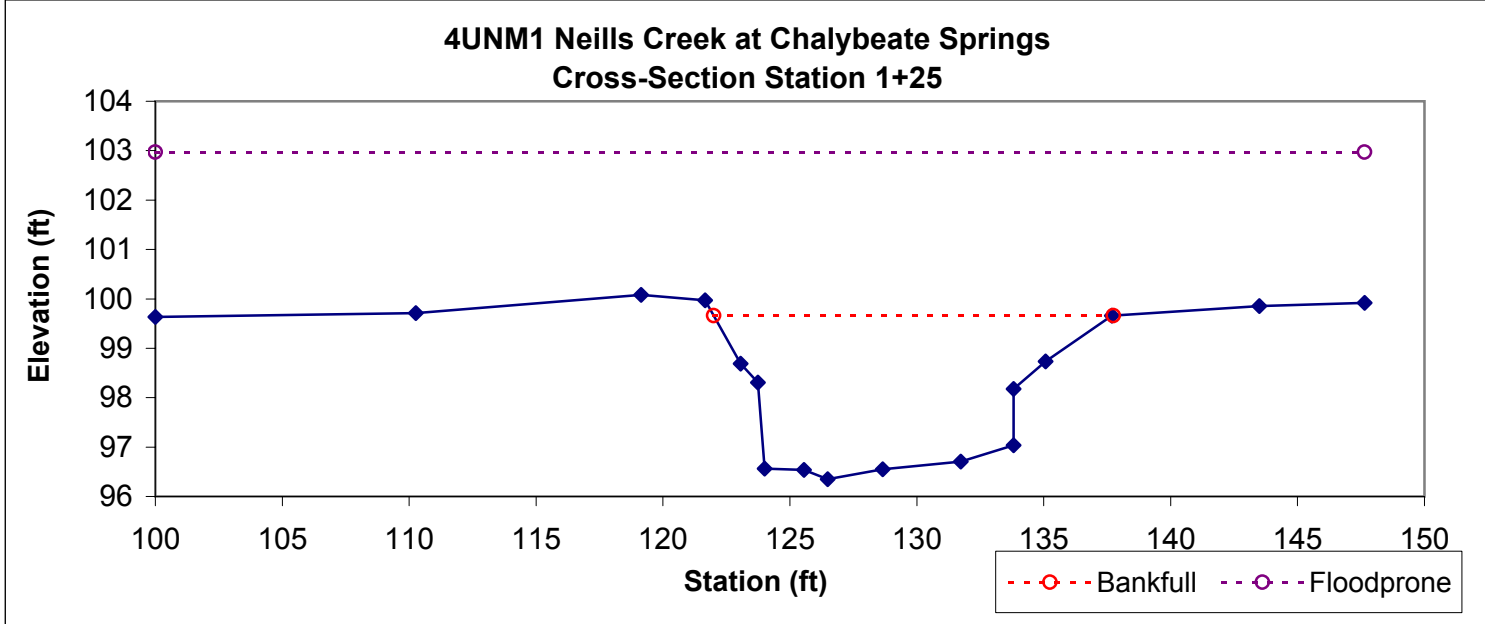
| Feature | Stream Type | BKF Area | BKF Width | BKF Depth | Max BKF Depth | W/D | BH Ratio | ER | BKF Elev | TOB Elev |
|---------------|-------------|----------|-----------|-----------|---------------|------|----------|-----|----------|----------|
| Riffle | E5 | 92.3 | 28.07 | 3.29 | 4.71 | 8.53 | 1 | 2.5 | 99.75 | 99.75 |



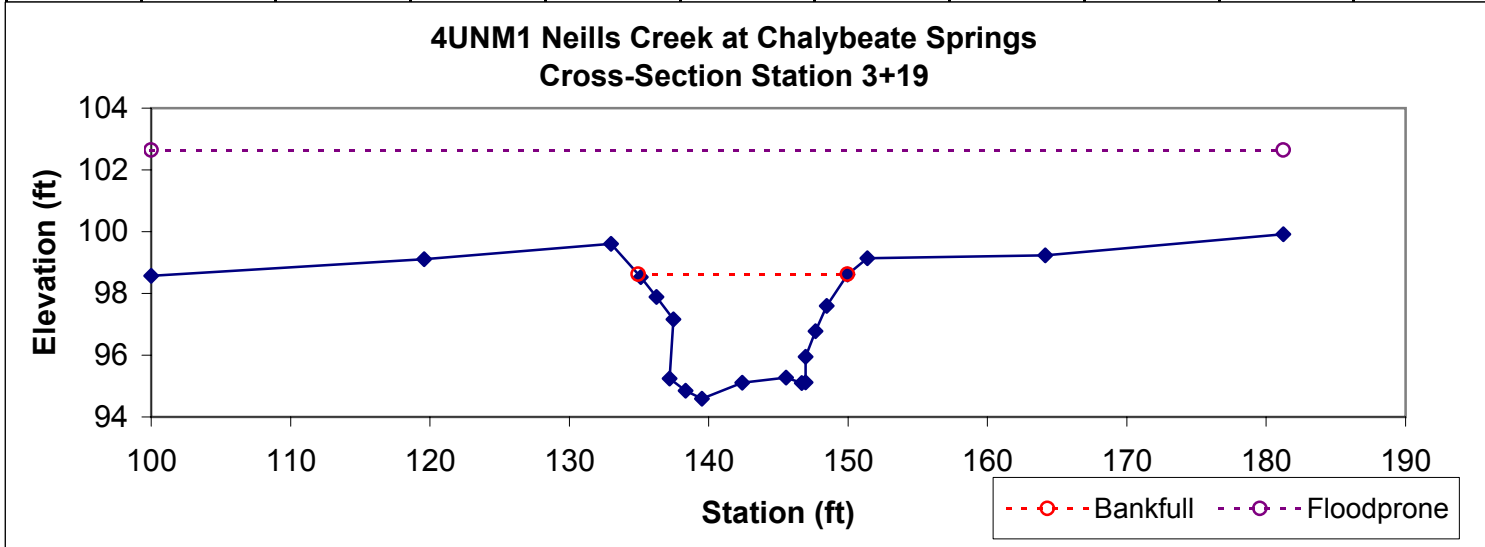
| Feature | Stream Type | BKF Area | BKF Width | BKF Depth | Max BKF Depth | W/D | BH Ratio | ER | BKF Elev | TOB Elev |
|---------|-------------|----------|-----------|-----------|---------------|------|----------|-----|----------|----------|
| Riffle | E5 | 110.5 | 31.58 | 3.5 | 5.7 | 9.02 | 1 | 1.5 | 99.93 | 99.69 |



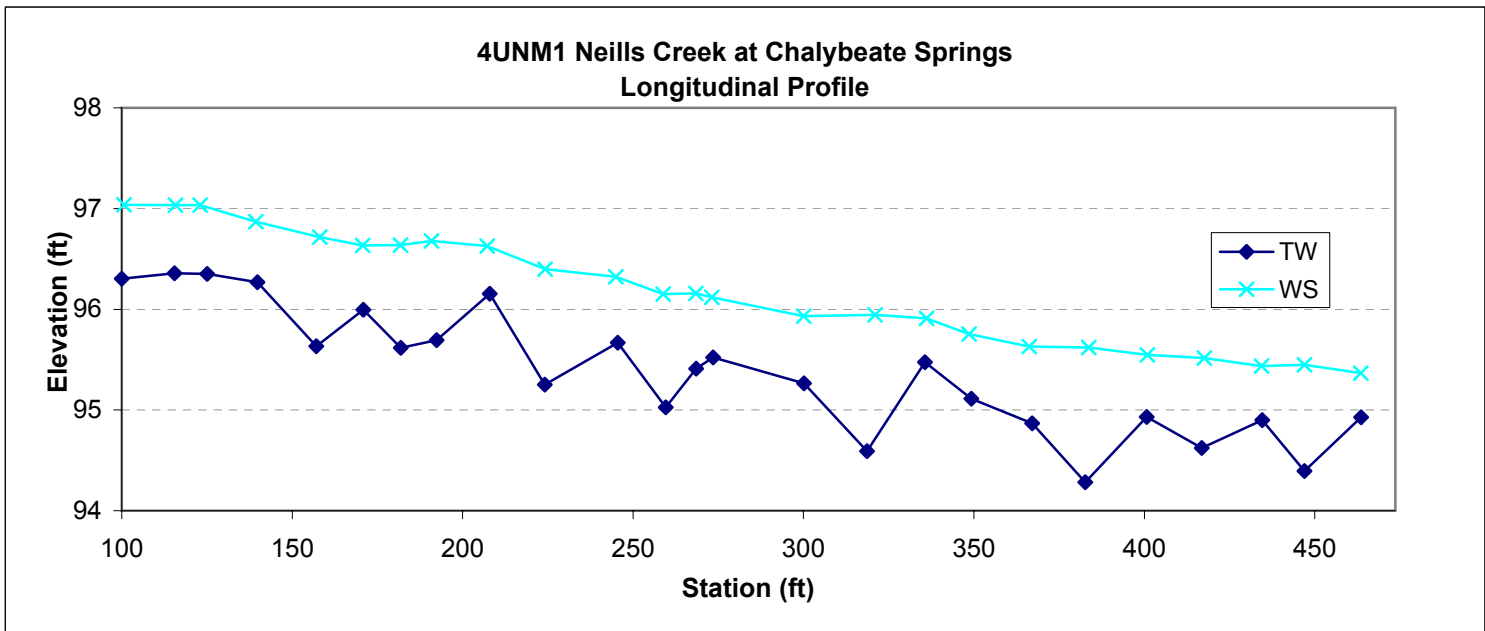
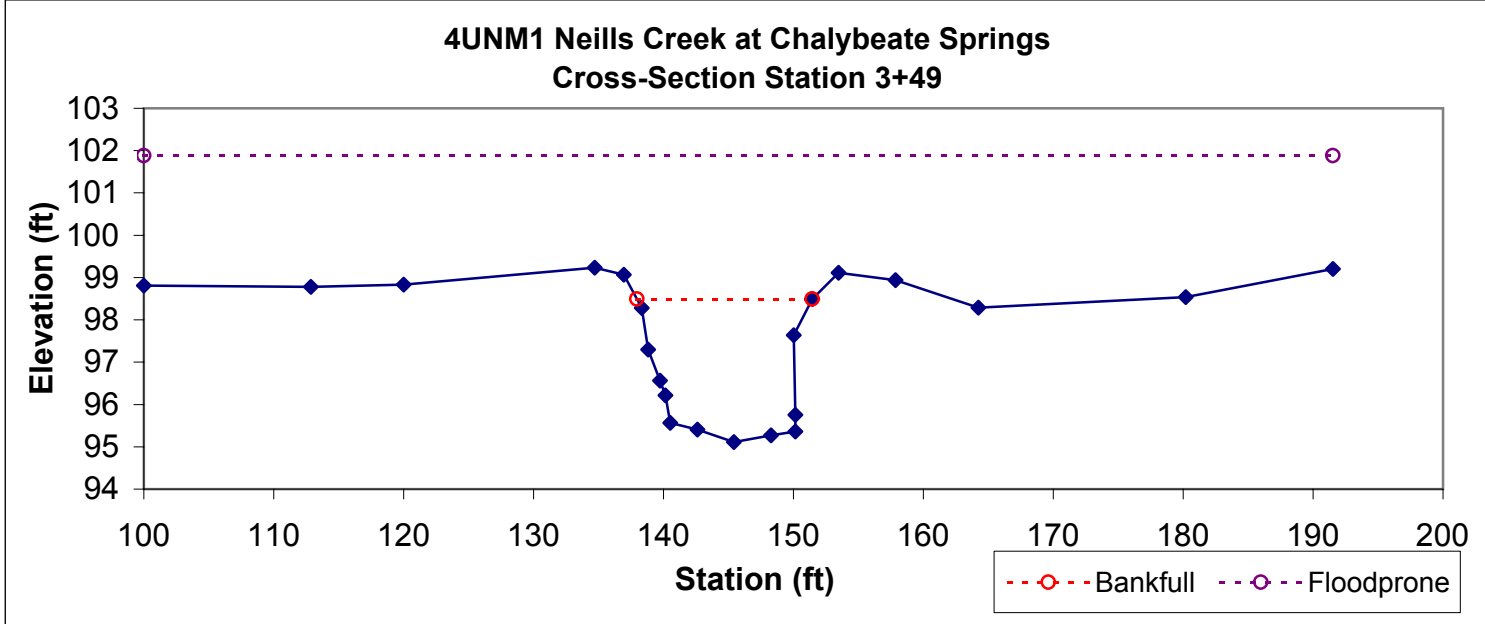
| Feature | Stream Type | BKF Area | BKF Width | BKF Depth | Max BKF Depth | W/D | BH Ratio | ER | BKF Elev | TOB Elev |
|---------------|-------------|----------|-----------|-----------|---------------|------|----------|----|----------|----------|
| Riffle | E4 | 34.5 | 15.75 | 2.19 | 3.31 | 7.18 | 1 | 3 | 99.66 | 99.66 |



| Feature | Stream Type | BKF Area | BKF Width | BKF Depth | Max BKF Depth | W/D | BH Ratio | ER | BKF Elev | TOB Elev |
|-------------|-------------|----------|-----------|-----------|---------------|------|----------|-----|----------|----------|
| Pool | | 39.8 | 15.01 | 2.65 | 4.02 | 5.66 | 1.1 | 5.4 | 98.62 | 99.14 |

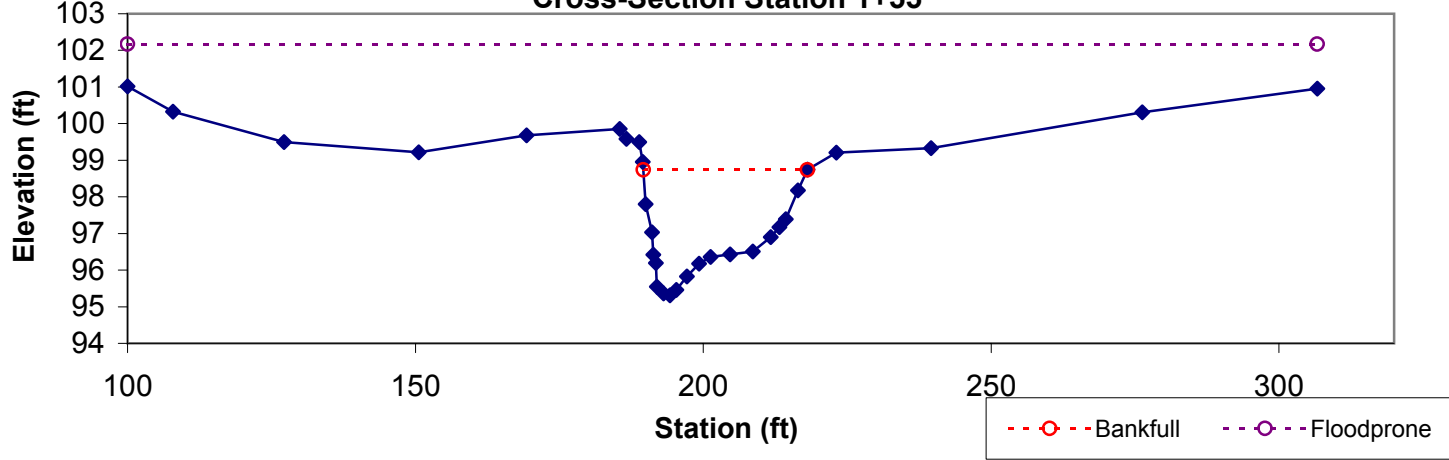


| Feature | Stream Type | BKF Area | BKF Width | BKF Depth | Max BKF Depth | W/D | BH Ratio | ER | BKF Elev | TOB Elev |
|---------|-------------|----------|-----------|-----------|---------------|------|----------|-----|----------|----------|
| Riffle | E4 | 34.8 | 13.5 | 2.58 | 3.38 | 5.24 | 1.2 | 6.8 | 98.49 | 99.07 |



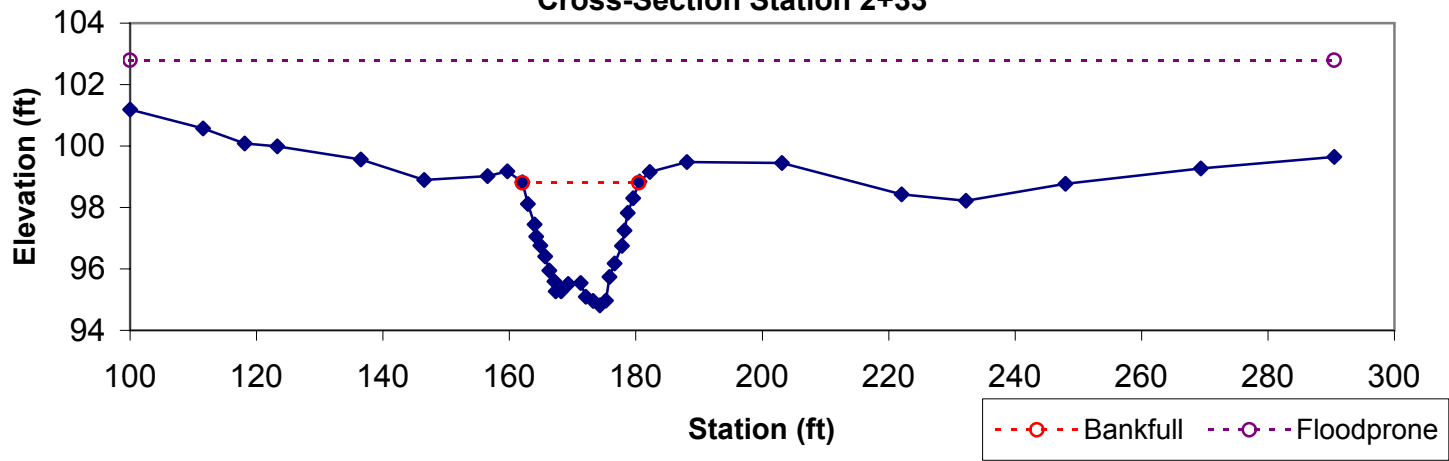
| Feature | Stream Type | BKF Area | BKF Width | BKF Depth | Max BKF Depth | W/D | BH Ratio | ER | BKF Elev | TOB Elev |
|---------|-------------|----------|-----------|-----------|---------------|-------|----------|-----|----------|----------|
| Riffle | C4 | 61.4 | 28.51 | 2.15 | 3.43 | 13.25 | 1.1 | 7.2 | 98.74 | 99.2 |

**4UNT13 Un-named Tributary to Neills Creek at Chalybeate Springs
Cross-Section Station 1+55**



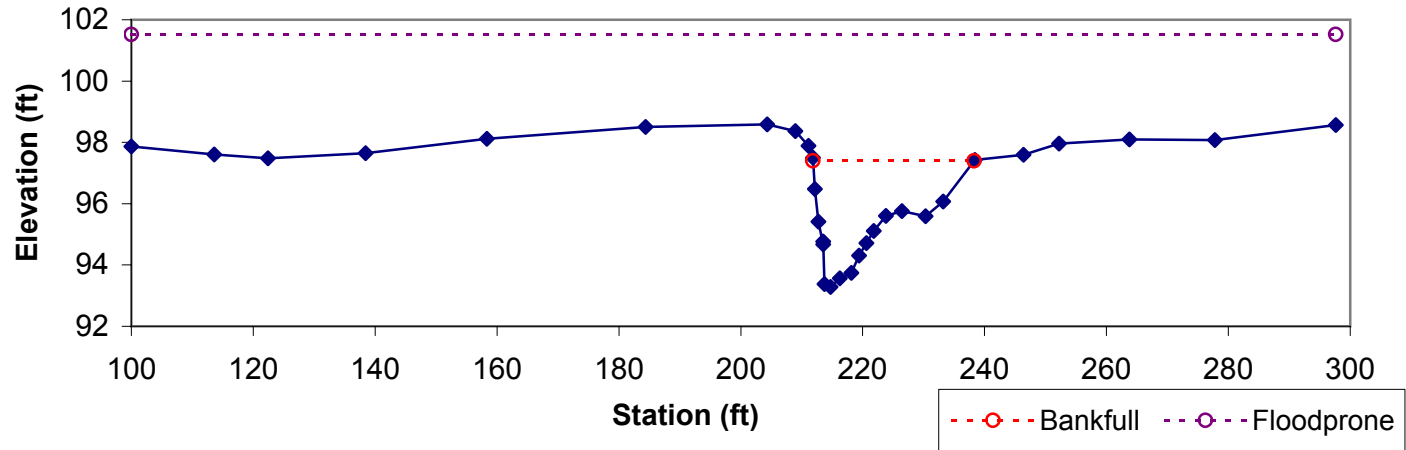
| Feature | Stream Type | BKF Area | BKF Width | BKF Depth | Max BKF Depth | W/D | BH Ratio | ER | BKF Elev | TOB Elev |
|---------|-------------|----------|-----------|-----------|---------------|------|----------|------|----------|----------|
| Riffle | E4 | 47.2 | 18.4 | 2.56 | 3.99 | 7.18 | 1 | 10.4 | 98.8 | 98.83 |

**4UNT13 Un-named Tributary to Neills Creek at Chalybeate Springs
Cross-Section Station 2+33**



| Feature | Stream Type | BKF Area | BKF Width | BKF Depth | Max BKF Depth | W/D | BH Ratio | ER | BKF Elev | TOB Elev |
|---------|-------------|----------|-----------|-----------|---------------|-------|----------|-----|----------|----------|
| Pool | | 54.7 | 26.45 | 2.07 | 4.12 | 12.79 | 1 | 7.5 | 97.4 | 97.42 |

**4UNT13 Un-named Tributary to Neills Creek at Chalybeate Springs
Cross-Section Station 4+14**



**4UNT13 Un-named Tributary to Neills Creek at Chalybeate Springs
Longitudinal Profile**

